PARK CENTER

INTERIOR WAYFINDING SIGNAGE

PROJECT MANUAL

2026-010

17 November 2026

630 221 1212 · One Pierce Place, Suite 550W · Itasca, IL 60143 · www.williams-architects.com

GLENVIEW PARK DISTRICT
COOK COUNTY, ILLINOIS

NOTICE OF BIDDING

Notice is hereby given that sealed proposals will be received by the Board of Park Commissioners of the Glenview Park District, Glenview, Illinois for **Park Center Interior Way Finding Signage dated November 17, 2026** in accordance with instructions to bidders and specifications.

Proposals will be received until **Tuesday, December 8, 2026 , 1 PM CST** at **Park Center, 2400 Chestnut Ave, Glenview, Illinois, 60026,** at which time and place all bids will be publicly read. Bids received after closing time will be returned unopened. The public opening is for information only, and is not to be construed as acceptance or rejection of any bid. Award to the successful bidder will be made within sixty (60) days.

Contractor is responsible for all measurements and must personally inspect the sites to verify the scope of the work to be bid. The successful bidder will be required to comply with all laws, statutes, regulations, ordinances, rulings, or enactments of any governmental authority which are applicable to the work or the project. The successful bidder shall pay Cook County, IL, Prevailing Wages and shall utilize equal opportunity hiring practices.

Bidders are required to use the proposal form supplied with the specifications. All proposals must be enclosed in a sealed envelope and marked on the outside, **"SEALED BID: Park Center Interior Way Finding Signage dated November 17, 2026"**

Proposals should be addressed to:

Steve Neill
Division Director of Recreation and Museum Services
Glenview Park District
2400 Chestnut Ave, Glenview, IL, 60026

The Board of Park Commissioners of the Glenview Park District, Cook County, Illinois, reserves the right to reject any or all bids, or any part thereof, and to accept the bids deemed to be in the best interests of the Glenview Park District.

By order of the Board of Park Commissioners of the Glenview Park District, Cook County, Illinois.

GLENVIEW PARK DISTRICT

BIDDING REQUIREMENTS AND INSTRUCTIONS

The following instructions relate to the proper form and method for submitting the Bid Proposal, the accompanying surety, the provisions for the letting of Contract and to such matters.

1. Preparation of the Proposal

   1.1 Each bidder shall submit his proposal on the special form which is supplied by the park district and attached to these specifications. The proposal must be received by the date and hour set aside for their opening. All proposals must be signed, in ink, by the proper officer of the firm bidding.

   1.2 Sealed bid proposals will be received by the Glenview Park District, insert address, Glenview, Illinois, 60025 or 60026, on or before the date set forth in the notice of bidding.

   1.3 The envelopes containing the Bid Proposal must be sealed, addressed to:

   Steve Neill
   Division Director of Recreation and Museum Services
   SEALED BID: Park Center Interior Way Finding Signage dated November 17, 2026
   Glenview Park District
   2400 Chestnut Ave, Glenview, IL, 60026

2. Acceptance of Bids

   2.1 It is the intention to award the contract to the lowest responsible and qualified bidder submitting a responsive bid. The lowest bid will be determined by reference to the base bid, or the base bid plus accepted alternates, if any, all as the Park District may determine to be in its best interests. The Park District hereby reserves the right to reject any or all proposals, waive informalities or technicalities, or to accept any proposals or portions of the bid work that, in its judgement, will be for the best interests of the public.

   2.2 The Park District may consider such factors as bid price, delivery guarantee, experience and responsibility of bidder, methods of construction and similar factors in determining which bid it deems to be in its best interest and best meeting the requirements of the Park District. The Park District may rely upon all available public information to determine whether a bidder is a responsible bidder.

3. Documents

   3.1 Bidding documents include the advertisement or invitation to bid, Instructions to Bidders, the Bid Proposal Form and the Proposed Contract Documents, including any Addendum issued prior to receipt of Bids.

INSTRUCTIONS TO BIDDERS (cont)

Documents (cont)

3.2 Addenda are written or graphic instruments issued prior to the execution of the Contract which modify or interpret the bidding documents, including Drawings and Specifications, by additions, clarifications or corrections. Addenda will become part of the Contract documents when the Construction Contract is executed. Copies of each addendum will be furnished to each bidder.

4. Exemption from Taxes

4.1 Contractors and vendors supplying equipment and materials to the Glenview Park District shall not charge the Federal Excise Tax or State of Illinois Retailers Occupational Tax, since the Glenview Park District is exempt from these taxes.

5. Holding of Bids

5.1 The Park District reserves the right to hold all bids for a period of sixty (60) days after the date of receiving said bids named in the advertisement, and the bidder shall not withdraw his bid during said sixty day period.

6. Examination of Site

6.1 Each bidder should carefully examine the bid documents and site of work, be responsible for all measurements before submitting proposal and fully acquaint himself with all conditions and matters which can in any way affect the work or the cost thereof. No additional claims for compensation will be considered due to unknown conditions, other than those specified in the specifications.

7. Definition of Terms

7.1 Throughout these bid documents, the following terms shall be used:

Bidder: Any individual, firm, company or corporation submitting a sealed proposal as a bid on the designated item(s) or project.

Contractor: Any individual, firm, company or corporation whose bid is accepted by the Glenview Park District for the item(s) or project.

Owner: The Executive Director of the Glenview Park District or his designated representative.

Park District: The Glenview Park District of Cook County, Illinois.

8. Errors in the Bid

8.1 When an error is made in extending the total price, the unit price will govern. Otherwise, the bidder is not relieved from errors in bid preparation.

INSTRUCTIONS TO BIDDERS (cont)

9. Corrections/Withdrawal

9.1 If an error is found in a bid, it must be corrected before the date and time for the bid opening. A written request for withdrawal of the original bid or any part thereof may be granted only if the request is received prior to the specified time of closing.

No bid may be withdrawn or cancelled after the closing time for receipt of bids and for a period of sixty (60) days thereafter.

10. Omissions and Discrepancies

10.1 Should a Bidder find discrepancies in, or omissions from bid documents, he should at once notify the Glenview Park District which may send a written instruction to all Bidders, in the form of an addendum.

11.

12. Qualifications of Bidders

12.1 Each bidder shall enclose with his bid a statement setting forth his prior experience and qualifications of his organization. The bidder shall also state that he has available or under his control, equipment of the character and in the amount required to complete the proposed work within the specified time. The Park District may rely upon all available public information to determine whether a bidder is a responsible bidder.

END OF SECTION

GENERAL CONDITIONS

1. Materials and Minor Work

1.1 All materials, equipment and equipment operators shall be provided by the contractor and the contractor shall provide and pay for all materials, labor, tools, water, power and other items necessary to complete the work.

1.2 Any minor work not specifically mentioned in the specifications or shown on the plans, but obviously necessary for the proper completion of the work, shall be considered as being a part of and included in the contract, and shall be executed in the proper manner, and the Contractor shall not be entitled to extra or additional compensation for the same.

1.3 The park district reserves the right to evaluate all materials and select as necessary to fulfill the intent of the contract. The Contractor may be asked to submit samples of certain materials such as play sand, topsoil, plant materials, etc. for acceptance prior to installation.

2. Site Inspection

2.1 Contractor is responsible for all measurements and must personally inspect every site to verify scope of work.

3. Protection and Safeguards

3.1 The contractor shall adequately protect the work, asphalt, concrete or brick pavement which is to remain, adjacent property and the public and shall be responsible for any damage or injury by his act or neglect. This shall include supervision of site until materials have cured and/or dried to prevent damage. Any damage incurred shall be repaired by the contractor at no additional charge to the district. This includes any damage to trees or sod caused by construction access. Restoration shall be with same size trees and pulverized topsoil and sod.

3.2 Protection of existing trees and damages shall be as described in Special Conditions as supplemental to the General Conditions.

4. Responsibility of Contractor for Warning

4.1 The contractor shall take all steps necessary to provide for the safety of the public, including, but not limited to, construction fencing, lighted barricades, temporary traffic control, temporary barricades. Construction and machinery shall be handled in a manner to least interfere and inconvenience public traffic on the site. Construction fencing shall be installed as indicated on the drawings to protect the adjacent areas. The contractor shall be responsible for meeting all OSHA regulation pertinent to each project.

GENERAL CONDITIONS (cont)

5. Insurance

5.1 The contractor shall purchase insurance and provide certificates thereon as follows:

NOTICE TO CONTRACTORS ON REQUIRED CERTIFICATE OF INSURANCE

The Glenview Park District and the Park District Risk Management Agency, its insurance provider, require all contractors of construction and maintenance projects to maintain coverage (with Glenview Park District named as additional insured) according to the following schedule:

Type of Insurance	Limits	
General Liability	Each Occurrence	$1,000,000
	Damage to Rented Prem.	$ 100,000
	Med. Exp (any one person)	$ 10,000
	Personal & Adv. Injury	$1,000,000
	General Aggregate	$2,000,000
	Products-Comp/Op Agg	$2,000,000
Automobile Liability	Combined Single Limit (Ea. Accident)	$1,000,000
Excess/Umbrella Liability	Each Occurrence	$5,000,000
	Aggregate	$5,000,000
Worker's Comp. &	Statutory	
Employers' Liability	E.L. Each Accident	$1,000,000
	E.L. Disease-Ea. Employee	$1,000,000
	E.L. Disease-Policy Limit	$1,000,000

A certificate of insurance for the proper amount and type of coverage must be received by the park district **before work begins,** naming "Glenview Park District" as additional insured.

6. Indemnification

6.1 The contractor shall indemnify and save harmless the Glenview Park District from and against any and all claims, costs, damage and demands resulting from injuries or death or damage to property alleged to have arisen as a result of or connected with the performance of work under the agreement by the Contractor of his subcontractor. The contractor shall defend the Glenview Park District against any actions based thereon and shall pay all fees of attorneys and all costs and other expenses arising therefrom.

7. Execution of Contract and Performance/Payment Bonds

7.1 It is the intent of the park district to accomplish as much of this work possible within a limited budget. It is therefore conceivable that some bid items may be omitted from the agreement.

7.2 The successful Bidder/Bidders shall enter into a written agreement in the form attached hereto with the Glenview Park District within then (10) calendar days after notification of acceptance of the proposal. The agreement included herewith shall be executed for performance of the work ahead.

7.3 For all projects where the contract sum is $150,000 or greater, Contractor shall provide a Surety Bond (guaranteeing both faithful performance and payment to subcontractors and material suppliers for labor and materials), naming the District as Obligee, for not less than one hundred percent (100%) of the contract amount will be required prior to beginning construction and in a form approved by the District Attorney. Such bonds shall include the provision guaranteeing the faithful performance of the Prevailing Wage Act. The surety on the bond shall be a company that is licensed by the Department of Insurance authorizing it to execute surety bonds and the company shall have a financial strength rating of at least A- as rated by A.M. Best Company, Inc., Moody's Investors Service, Standard & Poor's Corporation, or a similar rating agency.

8. Codes and Standards

8.1 The "Standard Specifications for Road and Bridge Construction", latest edition, prepared by the State of Illinois, Department of Transportation and adopted by said Department, and the Standard Specifications for Traffic Control Items, latest edition, prepared by said Department, shall govern the construction of the proposed improvement insofar as applicable and except as modified herein; said specifications shall hereinafter be referred to as the "Base Specifications." In the event of a conflict between various codes and manuals, the more stringent requirements shall be followed.

8.2 The following regulations, codes, guidelines or the latest revisions thereof are adopted by reference and the Contractor shall be responsible for conformance to same:

1. "U.S. Consumer Products Safety Commission (CPSC) Guidelines Handbook for Public Playground Safety, latest edition".
2. "The Americans with Disabilities Act Accessibility Guidelines (ADAAG)"
3. "Uniform Federal Accessibility Standards (UFAS)"
4. "Illinois Accessibility Code, 71 Illinois Administrative Code Ch. 1 400.310 et seq."

GENERAL CONDITIONS (cont)

9. Permits and Laws

9.1 The contractor shall at all times observe and comply with all Federal, State and Local laws, regulations and ordinances which, in any manner, affect the conduct of his work. Any complaint, claim, or action brought against the Contractor for failing to observe or comply with any law, ordinance or regulation shall be the sole responsibility of the Contractor and shall in no way extend to or expose the park district to liability and the contractor shall indemnify and hold harmless the park district from any and all such complaints, claims or actions. Before beginning work, the contractor shall obtain from the proper officers all permits and licenses, pay all charges and fees, and give all notices necessary and incident to the due and lawful prosecution of the work.

10. Prevailing Wage

The District has determined that the Illinois Prevailing Wage Act applies to this Contract. Contractor shall therefore comply with the Illinois Prevailing Wage Act and shall pay, and require every Subcontractor to pay, the prevailing rates of wages as established by the Illinois Department of Labor for each craft or type of work needed to execute the contract in accordance with 820 ILCS 130/.01 et seq. Contractor shall prominently post the current schedule of prevailing wages at the Contract site and shall notify immediately in writing all of its Subcontractors, of all changes in the schedule of prevailing wages. Any increases in costs to Contractor due to changes in the prevailing rate of wage during the terms of any contract shall be at the expense of Contractor and not at the expense of the District. Change orders shall, however, be computed using the prevailing wage rates applicable at the time the change order work is scheduled to be performed. Contractor shall be solely responsible to maintain accurate records as required by the Prevailing Wage Act and to obtain and furnish all such certified records to Department of Labor as required by Statute or Regulation, in the manner specified by the Department of Labor (e.g., through the Department's portal) including certified payroll. Contractor shall be solely liable for paying the difference between prevailing wages and any wages actually received by laborers, workmen and/or mechanics engaged in the Work and in every way defend and indemnify the District against any claims arising under or related to the payment of wages in accordance with the Prevailing Wage Act. The District agrees to notify the Contractor or Subcontractor of the pendency of any such claim, demand, lien or suit.

The Contractor is advised that the Illinois Department of Labor revises the prevailing wage rates and the Contractor/subcontractor has an obligation to check the Department's web site for revisions to prevailing wage rates. For information regarding current prevailing wage rates, please refer to the Illinois Department of Labor's website: **http://www.illinois.gov/idol/Laws-Rules/CONMED/Pages/Rates.aspx.**

The Contractor shall also:

(1) Insert into each subcontract and the project specifications for each subcontract, a written stipulation that the subcontractor shall not pay less than the prevailing rate of wages to all laborers, workers, and mechanics performing work under the contract.

(2) Require each subcontractor to insert into each lower-tiered contract and the project specifications for each lower tiered subcontract, a stipulation that the subcontractor shall not pay less than the prevailing rate of wages to all laborers, workers, and mechanics performing work under the contract.

11. Time of Completion and Work Schedule

11.1 The contractor, as a part of the bid, shall prepare and submit an Estimated Progress Schedule for the work. The progress schedule shall be related to the entire project to the extent required by the bid forms, and shall provide for expeditious and practical execution of the work. The contractor shall also inform the park district, who his project superintendent is and attend a pre-construction meeting. The superintendent shall represent the contractor and all communications given to the superintendent shall be as binding as if given to the contractor. Important communications shall be confirmed in writing. Other communications shall be so confirmed on written request in each case.

12. Changes in Work

12.1 The park district, without invalidating the agreement, may make changes by altering, adding to or deducting from the work, the agreement sum being adjusted accordingly. All such work shall be executed under the conditions of the original agreement, except that any claim for extension of time caused thereby shall be adjusted at the time of ordering such change.

12.2 No change shall be made unless the pursuance of a written order from the Owner, stating that the park district has authorized the change. No claim for an addition to the agreement sum shall be valid unless so ordered by Owner and agreed upon in writing by the park district and contractor.

12.3 The value of any change shall be determined by agreement between contractor and park district in one or more of the following ways:

a. By estimate and acceptance in a lump sum;
b. By unit prices named in the contract or subsequently agreed on; or
c. By cost and percentage

13. Unforeseen Work

13.1 If any unforeseen work made necessary by minor alteration of plans or by other reason, or other work necessary to complete the proposed improvement, for which unforeseen or other work no price or compensation is provided in the contract, shall be deemed extra work and shall be performed by the contractor in

accordance with the specifications and as directed: provided, however, that before any extra work is started, a written order from the Glenview Park District shall be delivered to the contractor to do the work. The order stipulating that the work shall be paid for at the stated unit price or lump sum agreed upon previously by the contractor and park district; or failing on a force account basis. Extra work shall be done under the supervision of the park district designated agent and their decision thereon shall be final. The plan of work to be followed, the equipment to be used and the amount and character of labor to be employed shall meet with the approval of the park district designated agent.

14. Cleaning Up

14.1 The contractor shall keep the premises free from accumulation of waste material and rubbish, and at the completion of work each day, shall remove from the premises all rubbish, implements and surplus materials and shall leave area in such a way that the public will in no way be inconvenienced from entering grounds.

14.2 All waste materials shall be hauled to a site(s) of the contractor's choice. Cost of disposal of same will be included in the contract cost and not paid by the park

15. Workmanship

15.1 The Contractor shall be responsible for high quality workmanship on all items of work. Where workmanship of any job or portion thereof is not acceptable, it shall be removed and replaced at the contractor's expense.

16. Abandonment

16.1 Should the contractor abandon or neglect the work or if the park district at any time is convinced that the work is unreasonably delayed, or that the conditions of the contract are being willfully violated, executed carelessly, or in bad faith, the park district may notify the contractor in writing, and if this notification be without effect within twenty-four (24) hours after the delivery thereof, and in that case, the contractor shall discontinue all work under the contract and the park district shall have full authority to make arrangements for the completion of the contract at the expense of the contractor.

GENERAL CONDITIONS (cont)

17. Work Guarantee

17.1 The contractor shall guarantee in writing that all workmanship, materials and equipment pertaining to the work under the contract are free from defects for a period of one (1) year. He shall further agree to repair or replace all defective workmanship, materials and equipment which become defective during the guarantee period. The guarantee period shall commence upon the date of final acceptance. No part of the work will be held to be accepted until all of the work has been accepted. Written guarantee shall be submitted with request for payment.

18. Final Inspection

18.1 As each area of repair is completed by the contractor, the designated park district agent shall be informed in writing and shall inspect said area within 24 hours. When the total of work has been completed satisfactorily and final cleaning up performed, the park district shall be notified and a final inspection scheduled within ten (10) days. Any items requiring additional attention shall be completed by the contractor and another written request for inspection shall be submitted.

19. Waivers of Lien

19.1 The contractor on his own behalf and (insofar as he is able to contract in that particular) on behalf of all of his subcontractors and suppliers of material and labor hereby expressly waives the benefits of the Mechanics Lien Laws of the State of Illinois. The contractor hereby agrees to procure from each and everyone of his subcontractors and suppliers of material or labor a release of any claim to a mechanics lien which they or any of them may have under the Mechanics Lien Laws of the State and in addition agrees to furnish the District with each and every other document, affidavit or assurance which, in the opinion of the District is necessary or appropriate to insure the District immunity from mechanics liens on account of anything which is done by the contractor, or those acting under him or as his subcontractors in carrying out the terms of this contract and any and all work order for additions hereto, all as a condition of any payments whatsoever by the district on account of this contract, or on account of any of said work orders for additions hereto.

20. Working Days

20.1 Except for such work as may be required to properly maintain barricades or other protection and safety device, no work will be permitted on Sundays or legal holidays, and on weekdays between 7:00 p.m. and 7:00 a.m. On Saturdays, no work shall begin before 9:00 a.m. and must be completed by 6:00 p.m.

END OF SECTION

SPECIAL CONDITIONS

Supplemental to the General Conditions

1. **SCOPE OF WORK**

The contractor shall provide all materials and labor to complete all items listed in the 'Form of Proposal'.

The contractor shall provide a written schedule of work to be distributed to the facilities' staff for notification of patrons. This does not relieve the contractor of the responsibility of notification and public safety but is provided by the district asa service for the contractor.

2. **CODES AND STANDARDS**

In the event of a conflict between various codes, regulations and manuals, the more stringent requirements shall be followed.

3. **PROTECTION OF EXISTING PARK PROPERTY**

The contractor is hereby notified that this park must be protected against the needless damage sometimes caused by construction projects. The contractor is responsible for controlling his employees, machines and subcontractors while occupying each park site. The natural environment of the park is very delicate and needless damage is generally irreparable. Still penalties will be leveled upon the contractor for not controlling the construction sites.

3. **CONTRACTOR'S RESPONSIBILITY**

No additional monies will be paid to the contractor for lading, moving and unloading materials, including surplus materials.

Any item that is damaged due to the contractor's negligence shall be replaced or repaired as directed by the engineer at no additional cost to the Contract.

The contractor shall verify all field conditions prior to bidding.

Final payments shall be made based on the actual quantities of materials installed. The contractor shall supply copies of all materials tickets and be available to measure in the field all work prior to payment requests.

Park Center Interior Way Finding Proposal
Submitted to
GLENVIEW PARK DISTRICT
GLENVIEW, IL. 60025

To: Glenview Board of Park Commissioners:

The undersigned, having become familiar with the local conditions that will effect the cost of the work and with the Contract Documents, including Plans and Specifications prepared by the Glenview Park District, hereby proposes to perform everything required to be performed and to provide and furnish all of the labor, materials, tools, equipment and services needed to perform and complete, in a workmanlike manner, all of the work described in the Specifications and indicated on the Plans for the sums set forth in the following Bid Proposal Form.

The undersigned agrees, upon notification of the acceptance of this bid, to enter into a contract with the Glenview Park District within ten (10) days, in accordance with the bid as accepted.

The total quantities in the following Bid Proposal Form - Quantity Estimate, are approximate only. Payment shall be based on the following lump sums and the actual quantities of work performed at the contract unit prices specified.

CONTRACT AWARD

Bidders must quote on all items within the Proposal Form. The owner reserves the right to add or deduct from item quantities or to delete total items as its interest may best be served.

For the performance of all items of work, furnishing all materials, equipment, labor, etc., necessary to make a complete job as shown on the Plans as indicated in the Specifications, we submit the following unit prices and lump sums:

_____	_____
Company	Street Address
_____	_____
Signature	City/State/Zip
_____	_____
Name Typed	Phone
_____	_____
Title	Fax

FORM OF PROPOSAL

STATE OF ILLINOIS)

) s.s.

COUNTY OF_____)

CONTRACTOR'S CERTIFICATION

The undersigned certifies that he/she is a duly authorized agent of the contractor submitting the attached bid to the Board of Park Commissioners of the Glenview Park District, and that said contractor:

1. Is not barred from bidding on this public contract as a result of a violation of either Section 33E-3 or 33E-4 of Illinois Revised Statues Chapter 38, Article 33E (Public Contracts)

2. Is in compliance with Illinois Human Rights Act, including the sexual harassment policy amendment which took effect July 1, 1993 (codified as 775 ILCS 5/2-105-1993), requiring a written anti-harassment policy that meets the directives of the Act;

3. Agrees to comply with all the provisions of the Americans with Disabilities Act with respect to employment, program participation, public service and any other provisions related to your operations in service to the Glenview Park District.

Signed this _____ day of _____, 20XX

By: _____

Title:_____

Address:_____

_____

SUBSCRIBED AND SWORN TO before

me this_____ day of _____,20XX.

_____

Notary Public

SECTION 101423

PANEL SIGNAGE

PART 1 - GENERAL

1.1 RELATED DOCUMENTS

A. Drawings and general provisions of the Contract, including General and Supplementary Conditions and Division 01 Specification Sections, apply to this Section.

1.2 SUMMARY

A. Section Includes:

1. Panel signs.

1.3 UNIT PRICES

A. Work of this Section is affected by unit prices specified in Section 012200 "Unit Prices."

1.4 DEFINITIONS

A. Accessible: In accordance with the accessibility standard.

1.5 COORDINATION

A. Furnish templates for placement of sign-anchorage devices embedded in permanent construction by other installers.

1.6 ACTION SUBMITTALS

A. Product Data: For each type of product.

B. Shop Drawings: For panel signs.

1. Include fabrication and installation details and attachments to other work.
2. Show sign mounting heights, locations of supplementary supports to be provided by other installers, and accessories.
3. Show message list, typestyles, graphic elements**,** including raised characters and Braille, and layout for each sign.

C. Samples for Initial Selection: For each type of sign assembly, exposed component, and exposed finish.

1. Include representative Samples of available typestyles and graphic symbols.

D. Samples for Verification: For each type of sign assembly showing all components and with the required finish(es), in manufacturer's standard size unless otherwise indicated and as follows:

1. Panel Signs: Not less than 12 inches square.
2. Field-Applied, Vinyl-Character Signs: Full-size Sample of characters on acrylic**.** .
3. Exposed Accessories: Full-size Sample of each accessory type.
4. Full-size Samples, if approved, will be returned to Contractor for use in Project.

E. Product Schedule: For panel signs. Use same designations indicated on Drawings or specified.

1.7 INFORMATIONAL SUBMITTALS

A. Evaluation Reports: For post-installed anchors, from ICC-ES or other qualified testing agency acceptable to authorities having jurisdiction.

B. Sample Warranty: For special warranty.

1.8 QUALITY ASSURANCE

A. Installer Qualifications: An entity that employs installers and supervisors who are trained and approved by manufacturer.

1.9 FIELD CONDITIONS

A. Field Measurements: Verify locations of anchorage devices embedded in permanent construction by other installers by field measurements before fabrication, and indicate measurements on Shop Drawings.

1.10 WARRANTY

A. Special Warranty: Manufacturer agrees to repair or replace components of signs that fail in materials or workmanship within specified warranty period.

1. Failures include, but are not limited to, the following:

a. Deterioration of finishes beyond normal weathering.
b. Deterioration of embedded graphic image.
c. Separation or delamination of sheet materials and components.

2. Warranty Period: One year from date of Substantial Completion.

PART 2 - PRODUCTS

2.1 PERFORMANCE REQUIREMENTS

A. Structural Performance: Signs and supporting elements shall withstand the effects of gravity and other loads within limits and under conditions indicated.

B. Accessibility Standard: Comply with applicable provisions in ADA Standards for Accessible Design of the Federal agency having jurisdiction.

2.2 PANEL SIGNS

A. Panel Sign: Sign with smooth, uniform surfaces; with message and characters having uniform faces, sharp corners, and precisely formed lines and profiles; and as follows:

1. Solid-Sheet Sign: Acrylic sheet with finish specified in "Surface Finish and Applied Graphics" Subparagraph and as follows:

a. Thickness: **As indicated on Drawings**
b. Surface-Applied, high resolution full color graphic applied on the second surface/backside of acrylic. Refer to drawings for graphic design.
c. Inset, Cutout Characters: Sign face routed to receive push-through acrylic graphics slightly projecting from the sign panel.

2. Sign-Panel Perimeter: Finish edges smooth.

a. Edge Condition at vertical and horizontal edges shall be square cut.
b. Corner Condition in Elevation: Square

3. Mounting: **As indicated on Drawings.** Surface mounted to CMU, Bricka and or drywall wall.
4. Surface Finish and Applied Graphics:
a. Integral Acrylic sheet. Color: As indicated on drawings

5. Text and Typeface: typeface as indicated on drawings. Color as selected by architected**.**
6. Flatness Tolerance: Sign shall remain flat under installed conditions as indicated on Drawings and within a tolerance of plus or minus 1/16 inch measured diagonally from corner to corner.

2.3 PANEL-SIGN MATERIALS

A. Acrylic Sheet: ASTM D 4802, category as standard with manufacturer for each sign, Type UVF (UV filtering).

B. Paints and Coatings for Sheet Materials: Inks, dyes, and paints that are recommended by manufacturer for optimum adherence to surface and are UV and water resistant for colors and exposure indicated.

2.4 ACCESSORIES

A. Fasteners and Anchors: Manufacturer's standard as required for secure anchorage of signs, noncorrosive and compatible with each material joined, and complying with the following unless otherwise indicated:

1. Use concealed fasteners and anchors unless indicated to be exposed.
2. Exposed Metal-Fastener Components, General:
    a. Fabricated from same basic metal and finish of fastened metal unless otherwise indicated.
    b. Fastener Heads: For nonstructural connections, use flathead screws and bolts with tamper-resistant slots unless otherwise indicated.
3. Sign Mounting Fasteners:
    a. Concealed Studs: Concealed (blind), threaded studs welded or brazed to back of sign material or screwed into back of sign assembly unless otherwise indicated.
    b. Projecting Studs: Threaded studs with sleeve spacer, welded or brazed to back of sign material or screwed into back of sign assembly, unless otherwise indicated.
    c. Through Fasteners: Exposed metal fasteners matching sign finish, with type of head indicated, and installed in predrilled holes.
4. Inserts: Furnish inserts to be set by other installers into concrete or masonry work. Stand-off supports shall be fastened into CMU or Brick mortar where possible. Avoiding brick face as mush as possible.

B. Adhesive: As recommended by sign manufacturer.

2.5 FABRICATION

A. General: Provide manufacturer's standard sign assemblies according to requirements indicated.

1. Preassemble signs in the shop to greatest extent possible. Disassemble signs and assemblies only as necessary for shipping and handling limitations. Clearly mark units for reassembly and installation; apply markings in locations concealed from view after final assembly.
2. Mill joints to a tight, hairline fit. Form assemblies and joints exposed to weather to resist water penetration and retention.
3. Comply with AWS for recommended practices in welding and brazing. Provide welds and brazes behind finished surfaces without distorting or discoloring exposed side. Clean exposed welded and brazed connections of flux, and dress exposed and contact surfaces.
4. Conceal connections if possible; otherwise, locate connections where they are inconspicuous.
5. Internally brace signs for stability, to meet structural performance loading without oil-canning or other surface deformation, and for securing fasteners.
6. Provide rabbets, lugs, and tabs necessary to assemble components and to attach to existing work. Drill and tap for required fasteners. Use concealed fasteners where possible; use exposed fasteners that match sign finish.

B. Subsurface-Applied Graphics: Apply graphics to back face of clear face-sheet material to produce precisely formed image. Image shall be free of rough edges.

C. Signs with Changeable Message Capability: Fabricate signs to allow insertion of changeable messages as follows:
1. For slide-in changeable inserts, fabricate slot without burrs or constrictions that inhibit function. Furnish initial changeable insert.
2. For frame to hold changeable sign panel, fabricate frame without burrs or constrictions that inhibit function. Furnish initial sign panel.

D. Brackets: Fabricate brackets, fittings, and hardware for bracket-mounted signs to suit sign construction and mounting conditions indicated. Modify manufacturer's standard brackets as required.

1. Aluminum Brackets: Factory finish brackets with baked-enamel or powder-coat finish

2. Stainless-Steel Brackets: Factory finish brackets

2.6 GENERAL FINISH REQUIREMENTS

A. Protect mechanical finishes on exposed surfaces from damage by applying a strippable, temporary protective covering before shipping.

B. Appearance of Finished Work: Noticeable variations in same piece are not acceptable. Variations in appearance of adjoining components are acceptable if they are within the range of approved Samples and are assembled or installed to minimize contrast.

C. Directional Finishes: Run grain with long dimension of each piece and perpendicular to long dimension of finished trim or border surface unless otherwise indicated.

PART 3 - EXECUTION

3.1 EXAMINATION

A. Examine substrates, areas, and conditions, with Installer present, for compliance with requirements for installation tolerances and other conditions affecting performance of the Work.

B. Verify that sign-support surfaces are within tolerances to accommodate signs without gaps or irregularities between backs of signs and support surfaces unless otherwise indicated.

C. Verify that anchorage devices embedded in permanent construction are correctly sized and located to accommodate signs.

D. Proceed with installation only after unsatisfactory conditions have been corrected.

3.2 INSTALLATION

A. General: Install signs using mounting methods indicated and according to manufacturer's written instructions.

1. Install signs level, plumb, true to line, and at locations and heights indicated, with sign surfaces free of distortion and other defects in appearance.
2. Install signs so they do not protrude or obstruct according to the accessibility standard.
3. Before installation, verify that sign surfaces are clean and free of materials or debris that would impair installation.

B. Mounting Methods:

1. Concealed Studs: Using a template, drill holes in substrate aligning with studs on back of sign. Remove loose debris from hole and substrate surface.

   a. Masonry Substrates: Fill holes with adhesive. Leave recess space in hole for displaced adhesive. Place sign in position and push until flush to surface, embedding studs in holes. Temporarily support sign in position until adhesive fully sets.
   b. Thin or Hollow Surfaces: Place sign in position and flush to surface, install washers and nuts on studs projecting through opposite side of surface, and tighten.

2. Projecting Studs: Using a template, drill holes in substrate aligning with studs on back of sign. Remove loose debris from hole and substrate surface.

   a. Masonry Substrates: Fill holes with adhesive. Leave recess space in hole for displaced adhesive. Place spacers on studs, place sign in position, and push until spacers are pinched between sign and substrate, embedding the stud ends in holes. Temporarily support sign in position until adhesive fully sets.
   b. Thin or Hollow Surfaces: Place spacers on studs, place sign in position with spacers pinched between sign and substrate, and install washers and nuts on stud ends projecting through opposite side of surface, and tighten.

3. Through Fasteners: Drill holes in substrate using predrilled holes in sign as template. Countersink holes in sign if required. Place sign in position and flush to surface. Install through fasteners and tighten.
4. Brackets: Remove loose debris from substrate surface and install backbar or bracket supports in position so that signage is correctly located and aligned.
5. Adhesive: Clean bond-breaking materials from substrate surface and remove loose debris. Apply linear beads or spots of adhesive symmetrically to back of sign and of suitable quantity to support weight of sign after cure without slippage. Keep adhesive away from edges to prevent adhesive extrusion as sign is applied and to prevent visibility of cured adhesive at sign edges. Place sign in position, and push to engage adhesive. Temporarily support sign in position until adhesive fully sets.

3.3 ADJUSTING AND CLEANING

A. Remove and replace damaged or deformed signs and signs that do not comply with specified requirements. Replace signs with damaged or deteriorated finishes or components that cannot be successfully repaired by finish touchup or similar minor repair procedures.

B. Remove temporary protective coverings and strippable films as signs are installed.

C. On completion of installation, clean exposed surfaces of signs according to manufacturer's written instructions, and touch up minor nicks and abrasions in finish. Maintain signs in a clean condition during construction and protect from damage until acceptance by Owner.

END OF SECTION 101423

Glenview Park District
Park Center - Interior Wayfinding Signage

2400 Chestnut Av. Glenview, IL.

** Signage vendors must use summary sheet when submitting quote. Vendors can request the excel spreadsheet of this format to utilize for their quote. Refer to drawings for tags**

SIGNANGE BID SUMMARY

ITEM TAG	DESCRIPTION	QUANTITY	UNIT COST	TOTAL COST
S.1	WAYFINDING	21		
S.2	WAYFINDING	2		
S.3	REGISTRATION	3		
S.4	CORRIDOR / STAFF	4		
S.5	CORRIDOR	7		
S.6	COURT DESIGNATION	4		
S.7	COURT DESIGNATION	3		
S.8	SPLASH DESIGNATION	1		
S.9	CORRIDOR	1		
S.10	TRACK RULES	1		
S.11	LANE USE	1		
			SUBTOTAL	
			FREIGHT / DELIVERY	
			INSTALLATION	
			TOTAL	

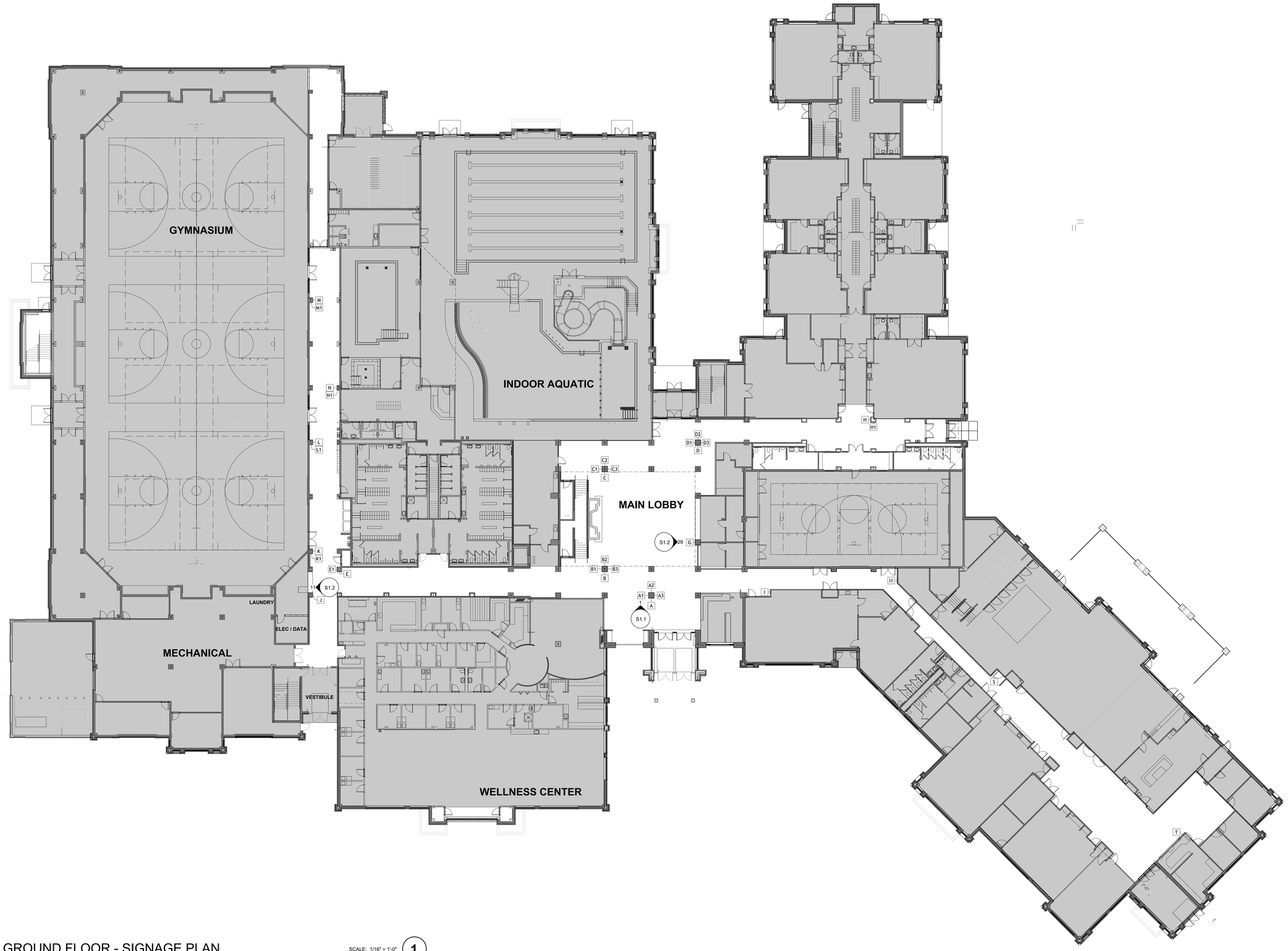

GROUND FLOOR - SIGNAGE PLAN

SCALE: 1/16" = 1'-0" (1)

GRAPHIC NORTH

PARK CENTER SIGNAGE
GLENVIEW PARK DISTRICT

2026-010
11/16/2026

williams-architects.com

COPYRIGHT © 2026
williams/associates/architects, ltd.

WILLIAMS ARCHITECTS

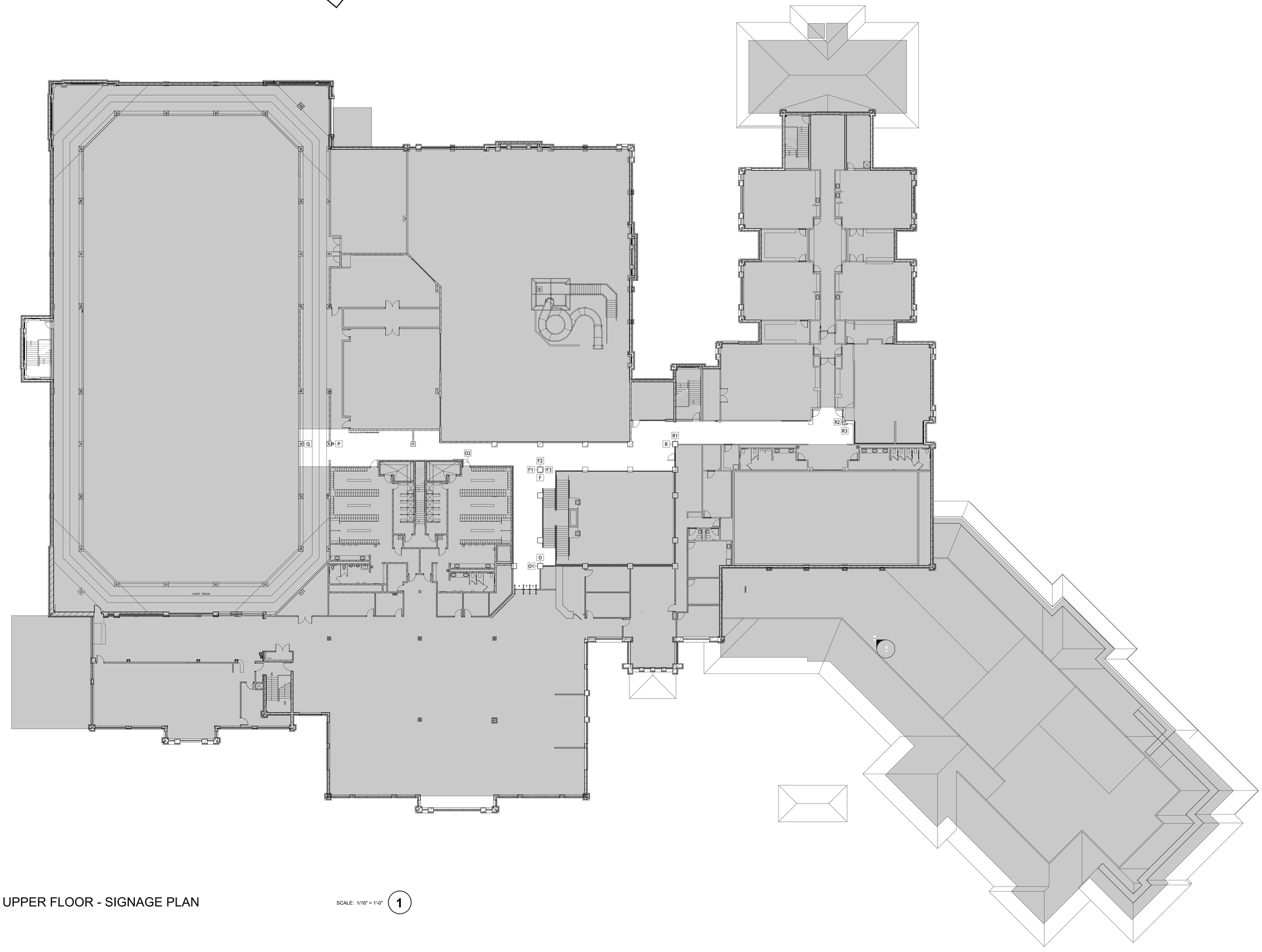

UPPER FLOOR - SIGNAGE PLAN

SCALE: 1/16" = 1'-0" 1

GRAPHIC NORTH

PARK CENTER SIGNAGE
GLENVIEW PARK DISTRICT

2026-010
11/16/2026

williams-architects.com

COPYRIGHT © 2026
williams/associates/architects, ltd.

WILLIAMS ARCHITECTS

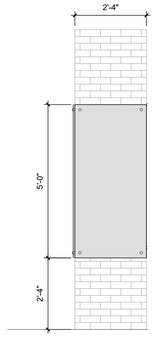

INT. ELEV./ TYP. MOUNTING ELEVATION
SCALE: 1/2" = 1'-0" (1)

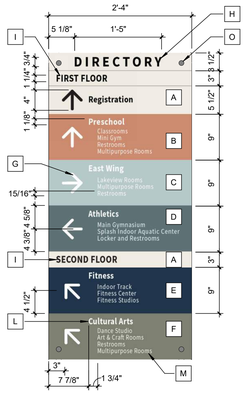

TYP. DIMENSIONS AND NOTES ON ALL OVERALL WAYFINDING SIGNS U.N.O.

INT. ELEV./ SIGNAGE PANEL ELEVATION
SCALE: 1" = 1'-0" (2)

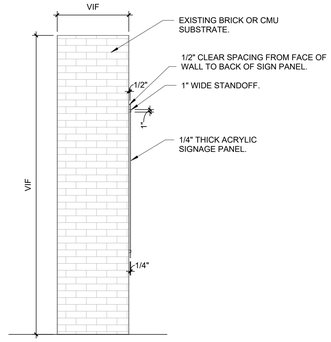

SECTION/ SIGNAGE PANEL SECTION
SCALE: 1/2" = 1'-0" (6)

SIGNAGE SPECIFICATIONS:

1. PANEL MATERIAL: 1/4" THICK ACRYLIC SHEET, BASIS OF DESIGN. SIGNAGE FABRICATOR SHALL VERIFY PANEL THICKNESS AND SUPPORT REQUIREMENTS FOR SIZES SHOWN. SUBMIT PROPOSED MATERIAL OR THICKNESS CHANGES FOR DESIGNER APPROVAL PRIOR TO FABRICATION.

2. PANEL SIZES AND LOCATIONS: REFER TO SIGNAGE ELEVATIONS. FIELD VERIFY AVAILABLE WALL AND COLUMN DIMENSIONS PRIOR TO FABRICATION.

3. MATCH TEXT COLOR, LETTER SPACING, LINE SPACING, AND TEXT PLACEMENT PER PROVIDED FULL-SIZE VECTOR PDF ARTWORK.

4. AT PANEL G LOCATION, REMOVE EXISTING WOOD TRIM WITHIN NEW SIGNAGE PANEL AREA. PATCH AND REPAIR EXPOSED MASONRY TO MATCH EXISTING. RETAIN ADJACENT TRIM.

5. REMOVE EXISTING SIGNAGE AND ASSOCIATED COMPONENTS AS REQUIRED AT LOCATIONS RECEIVING NEW SIGNAGE. PATCH AND REPAIR AFFECTED SURFACES TO MATCH ADJACENT EXISTING FINISHES.

6. AT PANEL P, CENTER NEW SIGNAGE PANEL VERTICALLY BETWEEN TOP OF COLUMN AND TOP OF EXISTING WATER FOUNTAIN.

7. REFER TO SIGNAGE PLANS FOR LOCATIONS.

GENERAL NOTES:

1. ALL SIGNS AND THEIR INSTALLATION SHALL COMPLY WITH ADAAG GUIDELINES, IBC, AMERICAN NATIONAL STANDARDS INSTITUTE AND NATIONAL FIRE PROTECTION AGENCY.

2. ALL TYPOGRAPHY SHALL BE SIZED ACCORDING TO ADA STANDARD AND SHALL FIT WITHIN SIZE OF SIGN. IF LETTERING WILL NOT FIT WITHIN MEANS OF SIGN CONTRACTOR TO NOTIFY ARCHITECT.

3. THE CONTRACTOR IS RESPONSIBLE FOR THE COORDINATION FOR ALL PARTS OF THE WORK SO THAT NO WORK SHALL BE LEFT IN AN UNFINISHED OR INCOMPLETE CONDITION.

4. ALL DIMENSIONS AND EXISTING CONDITIONS SHALL BE FIELD VERIFIED PRIOR TO FABRICATION AND INSTALLATION.

5. VERIFY ALL SIGN COPY, GRAPHICS, COLORS, PANEL SIZES, AND LOCATIONS WITH ARCHITECT PRIOR TO FABRICATION.

6. REFER TO SIGN ELEVATIONS, SECTIONS, KEYNOTES, AND SIGNAGE SPECIFICATIONS ON THIS SHEET FOR ADDITIONAL REQUIREMENTS.

7. DRAWINGS INDICATE DESIGN INTENT. SIGN FABRICATOR SHALL PROVIDE ALL MATERIALS, FASTENERS, ADHESIVES, ANCHORS, AND ACCESSORIES REQUIRED FOR A COMPLETE INSTALLATION.

8. SUBMITTALS OF ALL FINISH MATERIALS REQUIRED TO ARCHITECT / DESIGNER FOR APPROVAL PRIOR TO ORDERING OR INSTALLING TO INSURE ACCURACY OF SPECIFIED PRODUCT WITH INSTALLED MATERIAL.

9. INSTALLATION SHALL BE IN ACCORDANCE WITH ADA SPECIFICATIONS. COORDINATE INSTALLATION WITH OWNER, ARCHITECT AND CONSTRUCTION MANAGER. SIGNS SHALL BE INSTALLED LEVEL, PLUMB AND AT HEIGHTS INDICATED.

10. SIGNAGE VENDOR TO PROVIDE SHOP DRAWINGS FOR ALL SIGN TYPES FOR APPROVAL BY OWNER / ARCHITECT PRIOR TO FABRICATION.

END OF GENERAL NOTES.

SIGNAGE KEYNOTES	
MARK	NOTE
A	COLOR TO MATCH SHERWIN WILLIAMS PAINT COLOR: ALABASTER SW 7008
B	COLOR TO MATCH SHERWIN WILLIAMS PAINT COLOR: SUBDUED SIENNA SW 9009
C	COLOR TO MATCH BENJAMIN MOORE PAINT COLOR: YARMOUTH BLUE HC-150
D	COLOR TO MATCH BENJAMIN MOORE PAINT COLOR: FAIR ISLE BLUE CSP-715
E	COLOR TO MATCH SHERWIN WILLIAMS PAINT COLOR: NAVAL SW 6244
F	COLOR TO MATCH SHERWIN WILLIAMS PAINT COLOR: DRIED THYME SW 6186
G	4"H X 4"W DIRECTIONAL ARROW SYMBOLS. COLOR TO BE WHITE U.N.O. REFER TO PANEL ELEVATIONS FOR ARROW DIRECTION AND COLOR.
H	DIRECTORY TITLE. 1.875" CAP H. FONT: SOURCE SANS PRO BOLD.
I	FLOOR HEADING. 1.3125" CAP H. FONT: SOURCE SANS PRO BOLD.
J	WING DESIGNATION TEXT. 4.5" CAP H. FONT: SOURCE SANS PRO BOLD.
K	BACKGROUND GRAPHIC. REPRODUCE PER PROVIDED PDF ARTWORK. MATCH SIZE, LOCATION, COLOR, AND OPACITY.
L	PRIMARY DESIGNATION. 1.175" CAP H. FONT: SOURCE SANS PRO BOLD
M	DESIGNATION LISTINGS. 0.9375" CAP H. FONT: SOURCE SANS PRO REGULAR
N	DESIGNATION TEXT. 1.6875" H. FONT: SOURCE SANS PRO SEMIBOLD
O	1" DIA. STANDOFFS WITH 1/2" PROJECTION; LOCATE CENTERLINES 2" FROM ADJACENT PANEL EDGES AT EACH CORNER. TYP. ON ALL SIMILAR PANELS.
P	1" DIA. STANDOFFS WITH 1/2" PROJECTION; LOCATE CENTERLINES 1" FROM ADJACENT PANEL EDGES AT EACH CORNER. TYP. ON ALL SIMILAR PANELS.
Q	DESIGNATION TEXT. 3.5" CAP H. FONT: SOURCE SANS PRO BOLD
Q.1	DESIGNATION TEXT. 3.875" CAP H. FONT: SOURCE SANS PRO BOLD
R	HEADING TEXT. 1" CAP H. FONT: SOURCE SANS PRO SEMIBOLD
S	COURT AND SPLASH ENTRANCE DESIGNATION TEXT. 7.75" CAP H. FONT: SOURCE SANS PRO BOLD
T	FITNESS CENTER ROOM DESIGNATION TEXT. 1.0625" CAP H. DONT: SOURCE SANS PRO REGULAR
U	TRACK ETIQUETTE TITLE TEXT. 1.375" CAP H. FONT: SOURCE SANS PRO BOLD
V	TRACK RULES TEXT. 0.625" CAP H. FONT: SOURCE SANS PRO REGULAR
W	LANE USE TITLE. 2.0625" CAP H. FONT: SOURCE SANS PRO BOLD
X	LANE RULES TEXT. 1.5" CAP H. FONT: SOURCE SANS PRO BOLD
Y	LANE DIRECTION TEXT. 1.125" CAP H. FONT: SOURCE SANS PRO BOLD
Y.1	LANE DIRECTION TEXT. 1.125" CAP H. FONT: SOURCE SANS PRO REGULAR
Z	LANE USE FOOTER TEXT. 0.6875" CAP H. FONT: SOURCE SANS PRO REGULAR



3 ELEVATION - PANEL A
1" = 1'-0"
SIGN TYPE S.1



5 ELEVATION - PANEL A1
1" = 1'-0"
SIGN TYPE S.1



7 ELEVATION - PANEL A2
1" = 1'-0"
SIGN TYPE S.1



8 ELEVATION - PANEL A3
1" = 1'-0"
SIGN TYPE S.1



9 ELEVATION - PANEL B
1" = 1'-0"
SIGN TYPE S.1



11 ELEVATION - PANEL B1
1" = 1'-0"
SIGN TYPE S.1



10 ELEVATION - PANEL B2
1" = 1'-0"
SIGN TYPE S.1



12 ELEVATION - PANEL B3
1" = 1'-0"
SIGN TYPE S.1



13 ELEVATION - PANEL C
1" = 1'-0"
SIGN TYPE S.1



15 ELEVATION - PANEL C1
1" = 1'-0"
SIGN TYPE S.1



14 ELEVATION - PANEL C2
1" = 1'-0"
SIGN TYPE S.1



16 ELEVATION - PANEL C3
1" = 1'-0"
SIGN TYPE S.1



17 ELEVATION - PANEL D
1" = 1'-0"
SIGN TYPE S.1



18 ELEVATION - PANEL D1
1" = 1'-0"
SIGN TYPE S.1



19 ELEVATION - PANEL D2
1" = 1'-0"
SIGN TYPE S.1



20 ELEVATION - PANEL D3
1" = 1'-0"
SIGN TYPE S.1

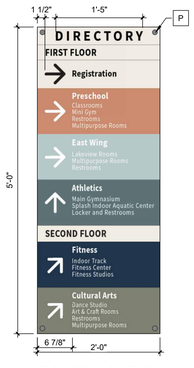

21 ELEVATION - PANEL E
1" = 1'-0"
SIGN TYPE S.2

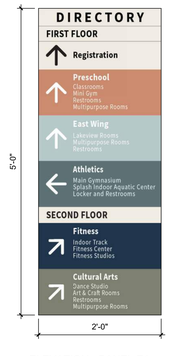

22 ELEVATION - PANEL E1
1" = 1'-0"
SIGN TYPE S.2

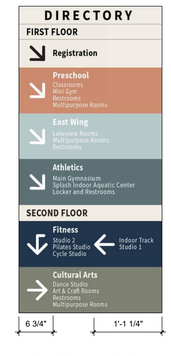

23 ELEVATION - PANEL F
1" = 1'-0"
SIGN TYPE S.1



24 ELEVATION - PANEL F1
1" = 1'-0"
SIGN TYPE S.1



25 ELEVATION - PANEL F2
1" = 1'-0"
SIGN TYPE S.1

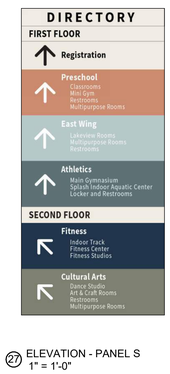

26 ELEVATION - PANEL F3
1" = 1'-0"
SIGN TYPE S.1

27 ELEVATION - PANEL S
1" = 1'-0"
SIGN TYPE S.1

GRAPHIC NORTH

PARK CENTER SIGNAGE
GLENVIEW PARK DISTRICT

2026-010
11/16/2026

williams-architects.com

COPYRIGHT © 2026
williams/associates/architects, ltd.

WILLIAMS ARCHITECTS

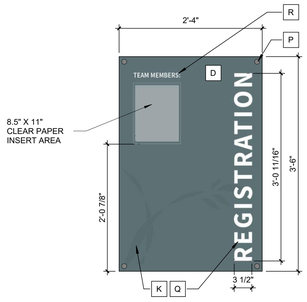

27 ELEVATION - PANEL G
1" = 1'-0"

SIGN TYPE S.3

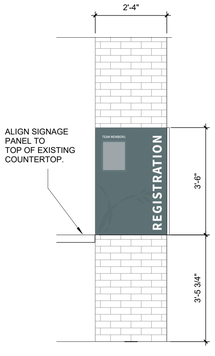

29 MOUNTING ELEVATION - PANEL G
1/2" = 1'-0"

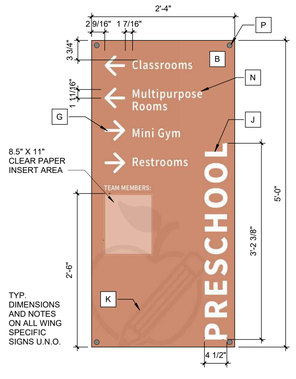

3 ELEVATION - PANEL H
1" = 1'-0"

SIGN TYPE S.4



16 ELEVATION - PANEL H1
1" = 1'-0"

SIGN TYPE S.5



5 ELEVATION - PANEL I
1" = 1'-0"

SIGN TYPE S.5

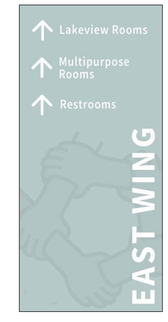

1 ELEVATION - PANEL I1
1" = 1'-0"

SIGN TYPE S.5

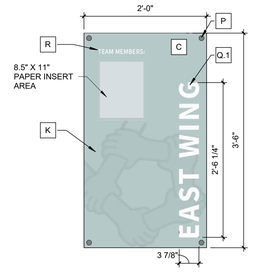

2 ELEVATION - PANEL T
1" = 1'-0"

SIGN TYPE S.3

SIGNAGE KEYNOTES	
MARK	NOTE
A	COLOR TO MATCH SHERWIN WILLIAMS PAINT COLOR: ALABASTER SW 7008
B	COLOR TO MATCH SHERWIN WILLIAMS PAINT COLOR: SUBDUED SIENNA SW 9009
C	COLOR TO MATCH BENJAMIN MOORE PAINT COLOR: YARMOUTH BLUE HC-150
D	COLOR TO MATCH BENJAMIN MOORE PAINT COLOR: FAIR ISLE BLUE CSP-715
E	COLOR TO MATCH SHERWIN WILLIAMS PAINT COLOR: NAVAL SW 6244
F	COLOR TO MATCH SHERWIN WILLIAMS PAINT COLOR: DRIED THYME SW 6186
G	4"H X 4"W DIRECTIONAL ARROW SYMBOLS. COLOR TO BE WHITE U.N.O. REFER TO PANEL ELEVATIONS FOR ARROW DIRECTION AND COLOR.
H	DIRECTORY TITLE. 1.875" CAP H. FONT: SOURCE SANS PRO BOLD.
I	FLOOR HEADING. 1.3125" CAP H. FONT: SOURCE SANS PRO BOLD.
J	WING DESIGNATION TEXT. 4.5" CAP H. FONT: SOURCE SANS PRO BOLD.
K	BACKGROUND GRAPHIC. REPRODUCE PER PROVIDED PDF ARTWORK. MATCH SIZE, LOCATION, COLOR, AND OPACITY.
L	PRIMARY DESIGNATION. 1.175" CAP H. FONT: SOURCE SANS PRO BOLD
M	DESIGNATION LISTINGS. 0.9375" CAP H. FONT: SOURCE SANS PRO REGULAR
N	DESIGNATION TEXT. 1.6875" H. FONT: SOURCE SANS PRO SEMIBOLD
O	1" DIA. STANDOFFS WITH 1/2" PROJECTION; LOCATE CENTERLINES 2" FROM ADJACENT PANEL EDGES AT EACH CORNER. TYP. ON ALL SIMILAR PANELS.
P	1" DIA. STANDOFFS WITH 1/2" PROJECTION; LOCATE CENTERLINES 1" FROM ADJACENT PANEL EDGES AT EACH CORNER. TYP. ON ALL SIMILAR PANELS.
Q	DESIGNATION TEXT. 3.5" CAP H. FONT: SOURCE SANS PRO BOLD
Q.1	DESIGNATION TEXT. 3.875" CAP H. FONT: SOURCE SANS PRO BOLD
R	HEADING TEXT. 1" CAP H. FONT: SOURCE SANS PRO SEMIBOLD
S	COURT AND SPLASH ENTRANCE DESIGNATION TEXT. 7.75" CAP H. FONT: SOURCE SANS PRO BOLD
T	FITNESS CENTER ROOM DESIGNATION TEXT. 1.0625" CAP H. DONT: SOURCE SANS PRO REGULAR
U	TRACK ETIQUETTE TITLE TEXT. 1.375" CAP H. FONT: SOURCE SANS PRO BOLD
V	TRACK RULES TEXT. 0.625" CAP H. FONT: SOURCE SANS PRO REGULAR.
W	LANE USE TITLE. 2.0625" CAP H. FONT: SOURCE SANS PRO BOLD
X	LANE RULES TEXT. 1.5" CAP H. FONT: SOURCE SANS PRO BOLD
Y	LANE DIRECTION TEXT. 1.125" CAP H. FONT: SOURCE SANS PRO BOLD
Y.1	LANE DIRECTION TEXT. 1.125" CAP H. FONT: SOURCE SANS PRO REGULAR
Z	LANE USE FOOTER TEXT. 0.6875" CAP H. FONT: SOURCE SANS PRO REGULAR



11 MOUNTING ELEVATION - PANEL J
1/2" = 1'-0"

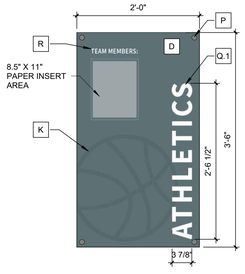

6 ELEVATION - PANEL J
1" = 1'-0"

SIGN TYPE S.3

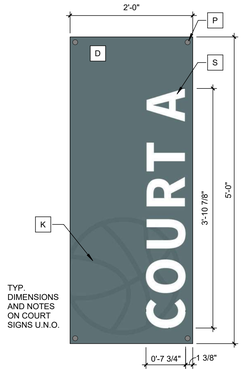

7 ELEVATION - PANEL K
1" = 1'-0"

SIGN TYPE S.6

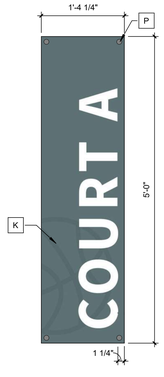

17 ELEVATION - PANEL K1
1" = 1'-0"

SIGN TYPE S.7



8 ELEVATION - PANEL L
1" = 1'-0"

SIGN TYPE S.6



18 ELEVATION - PANEL L1
1" = 1'-0"

SIGN TYPE S.7



9 ELEVATION - PANEL M
1" = 1'-0"

SIGN TYPE S.6



19 ELEVATION - PANEL M1
1" = 1'-0"

SIGN TYPE S.7

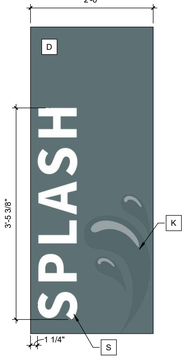

10 ELEVATION - PANEL N
1" = 1'-0"

SIGN TYPE S.6



20 ELEVATION - PANEL N1
1" = 1'-0"

SIGN TYPE S.8

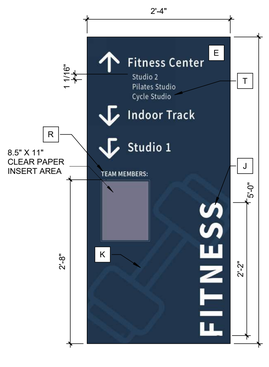

12 ELEVATION - PANEL O
1" = 1'-0"

SIGN TYPE S.4



13 ELEVATION - PANEL O1
1" = 1'-0"

SIGN TYPE S.5



14 ELEVATION - PANEL O2
1" = 1'-0"

SIGN TYPE S.5

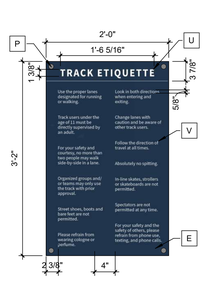

26 ELEVATION - PANEL P
1" = 1'-0"

SIGN TYPE S.10

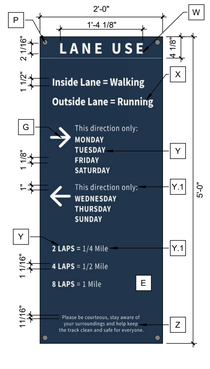

25 ELEVATION - PANEL Q
1" = 1'-0"

SIGN TYPE S.11

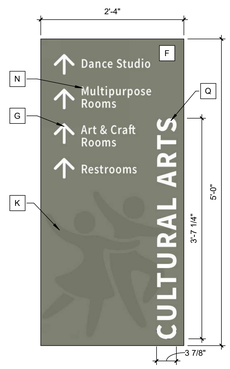

21 ELEVATION - PANEL R
1" = 1'-0"

SIGN TYPE S.5



22 ELEVATION - PANEL R1
1" = 1'-0"

SIGN TYPE S.5

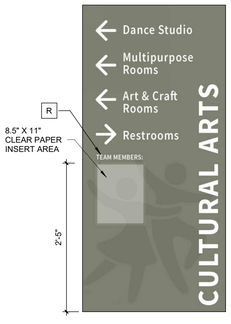

23 ELEVATION - PANEL R2
1" = 1'-0"

SIGN TYPE S.4



24 ELEVATION - PANEL R3
1" = 1'-0"

SIGN TYPE S.9

GRAPHIC NORTH

PARK CENTER SIGNAGE
GLENVIEW PARK DISTRICT

2026-010
11/16/2026

williams-architects.com

COPYRIGHT © 2026
williams/associates/architects, ltd.

WILLIAMS ARCHITECTS