

ENVIRONMENTAL SUSTAINABILITY PLAN & TACTICAL SUSTAINABILITY PLAN



EXECUTIVE SUMMARY

The Glenview Park District Environmental Sustainability Plan charts a practical and forward-looking path toward a more resilient, efficient, and environmentally responsible future for the District's parks, facilities, and operations. It reflects the Park District's long-standing commitment, first formalized through its 2008 Environmental Policy and its ten Environmental Guiding Principles, to protecting natural resources, strengthening community well-being, and operating as a responsible steward of public land. The plan was developed through a collaborative process that combined research, technical analysis, and staff engagement. Beginning in the spring of 2024, Park District staff and the Environmental Team worked through three stages, Discovery, Prioritization, and Strategy and Planning, to identify the District's sustainability priorities. This September 2026 revision updates the original June 2025 plan to better align with the Village of Glenview's 2026 Sustainability Plan, strengthening the connection between the District's efforts and those of the broader Glenview community.

The plan's recommendations are grounded in a review of the District's existing assets and practices alongside a benchmarking analysis of five regional peer organizations, including the Village of Glenview, Wilmette Park District, Park District of Highland Park, Northbrook Park District, and Arlington Heights Park District. This comparison, spanning land preservation, renewable energy, composting, and waste reduction, confirmed that the District's priorities align with regional norms and, in areas such as land preservation and integrated pest management, position Glenview as a peer leader. The District's own footprint further shaped the plan's focus. Managing more than 847 acres across 50 owned and leased properties, including 12 major facilities, 26 parks, 13 fieldhouses, and over

EXECUTIVE SUMMARY

20 miles of trails, the District identified its land holdings, buildings, and vehicle fleet as its most significant opportunities for environmental impact and resource conservation. These findings guided the plan's emphasis on expanding natural habitat and tree canopy, tracking and reducing building energy use, and transitioning fleet vehicles and equipment toward cleaner alternatives. Complementary strategies in operations, purchasing, waste management, and community engagement further strengthen the District's sustainability and its connection to residents.

The plan is organized around four categories, Land Management, Asset Management and Resource Conservation, Operations, and Community Engagement and Partnerships, each structured around a clear framework of goals, strategies, and action steps designed to guide both leadership and staff. Goals represent the long-term vision and direction within each category, providing a framework for decision-making and accountability. Strategies identify specific approaches to advance that vision, while action steps outline concrete tasks to achieve results. This tiered structure, paired with an implementation plan that assigns leads, timeframes, and prioritization criteria to each action, ensures that Park District leadership, staff across departments, and community partners each have a clear role in bringing the plan to life.

CONTENTS

EXECUTIVE SUMMARY 2
TABLE OF CONTENTS 4
ACKNOWLEDGEMENTS 5
INTRODUCTION 6
- General Background 8
- Vision for The Environmental Sustainability Plan 9
- Glenview Park District's Work to Date 10
- Top 5 Tactical Next Steps 11
- Regional Goals 12

ENVIRONMENTAL SUSTAINABILITY PLAN DEVELOPMENT PROCESS 13
- Baseline Review 14

ENVIRONMENTAL SUSTAINABILITY PLAN STRATEGIC ROADMAP 16
- Organization and Context 17
- Co-Benefits 18
- Yearly Updates 20
- Land Management 21
- Asset Management & Resource Conservation 28
- Operations 35
- Community Engagement & Partnerships 41

IMPLEMENTATION PLAN 45
- Implementation Methodology 46
- Prioritization Criteria 47
- Strategies by Phase 47
- Funding the Plan 48

PARK USER GUIDE 50
- How Park Users Can Support the Plan 51
- Steps Park Users and Businesses Can Take 51
- Local and Regional Organizations to Join or Support 51
- Working Together for a Sustainable Glenview Park District 51



APPENDIX I: 52
GLENVIEW PARK DISTRICT POLICY AND PROCEDURE MANUAL
- **Environmental Guiding Principles** 54

APPENDIX II: 56
PRIORITIZATION MATRIX

APPENDIX III: 60
TACTICAL PLAN SUMMARY

APPENDIX IV: 62
EMISSION INVENTORY

APPENDIX V: 68
ENGAGEMENT ANNEX

APPENDIX VI: 86
REGIONAL GOALS



ACKNOWLEDGEMENTS

GLENVIEW PARK DISTRICT

James Warnstedt, *Division Director of Park and Facility Services*

Lorin Ottlinger, *Director of The Grove*

GLENVIEW PARK DISTRICT ENVIRONMENTAL TEAM

James Warnstedt
Lorin Ottlinger
Andrew Hetsko
Angel Olan
Beth Willwerth
Donna Driskell
Jonathan Kuester
Justin Lehn
Todd Vermillion
Matt Gaynor

CONSULTANTS

Blue Strike Environmental
(Plan Revisions 2026)

Rich Swanson, *PhD, Director of Energy & Climate – Principal in Charge*

Brennen Jensen, *M.S., Engagement & Resilience Director – Project Manager*

Grace Squires, *Climate & Energy Analyst – Assistant Project Manager*

Sol Sheperd, *Climate & Energy Technical Analyst – Technical Data Analysis*

2025 VERSION AUTHORS

The Wight Team

GLENVIEW PARK DISTRICT

ENVIRONMENTAL
SUSTAINABILITY PLAN
&
TACTICAL
SUSTAINABILITY PLAN

INTRODUCTION





INTRODUCTION

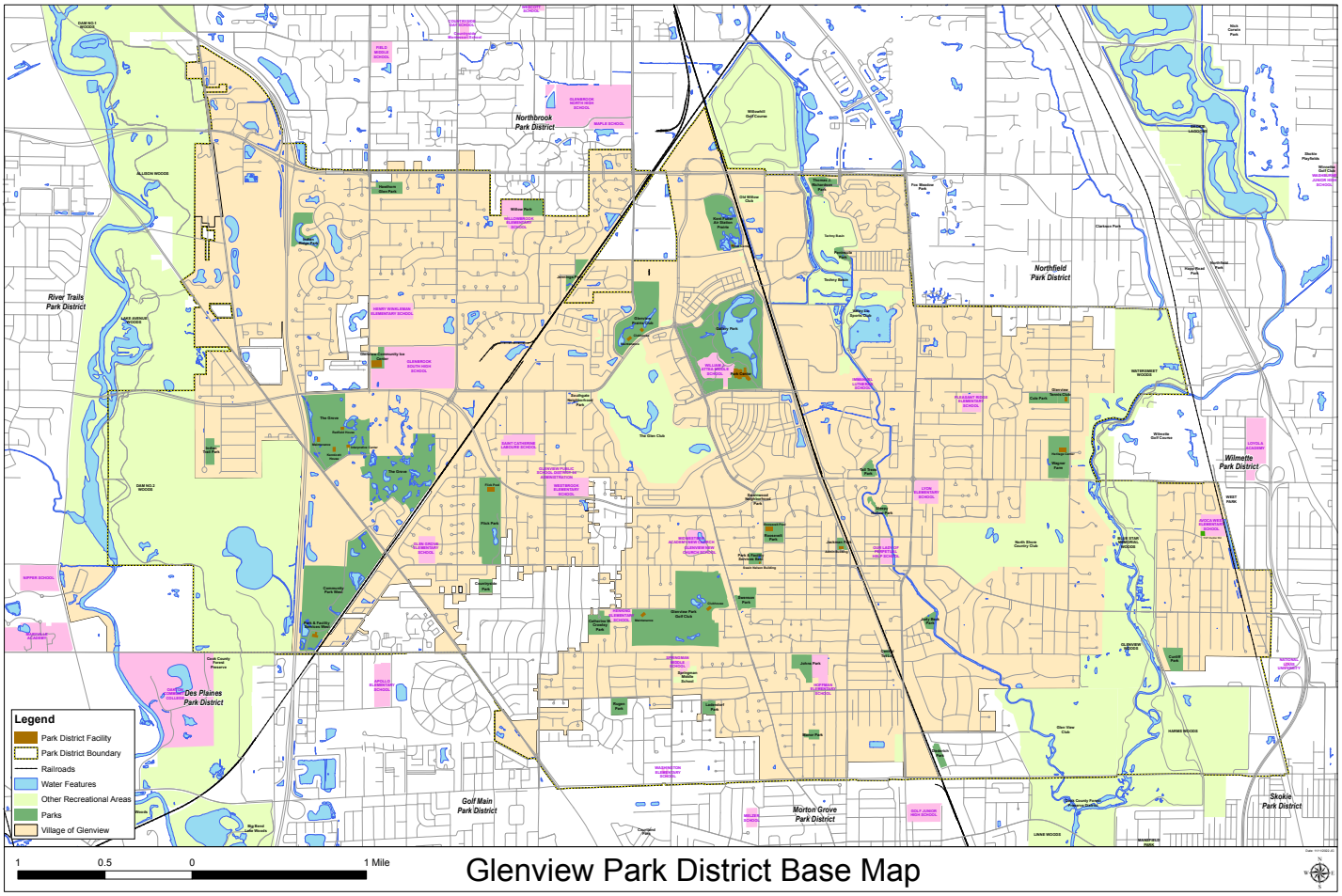

Glenview Park District Base Map

GENERAL BACKGROUND

The Glenview Park District (Park District) is one of the largest, most unique and inviting park districts in Illinois. It includes over 847 acres including 50 owned and leased properties: 12 major facilities, 26 parks, 13 fieldhouses, and over 20 miles of walking trails. At the Glenview Park District, we manage and preserve our community's most precious lands that possess both natural and cultural significance.

The development of the Environmental Sustainability Plan (ESP) is in response to the publication of the Glenview Park District 2023-2028 Strategic Plan. For more information on the Strategic Plan: glenviewparks.org/2023-strategic-plan. The Strategic Plan calls for the development and implementation of a comprehensive Environmental Stewardship Plan to guide Park District efforts to align all existing plans related to environmental stewardship. (Comprehensive Master Plan, Urban Forestry Plan, The Grove Master Plan, Wagner Farm Master Plan). This strategy will include and address holistic initiatives related to resource acquisition and management, sustainable operations, and sustainable building practices. It is recognized that this Environmental Sustainability Plan is not to replace these existing referenced plans, nor is it to simply combine them, but rather provide an overlay of initiatives and activities that can enhance these plans and the entire Park District as a whole.

The plan is intentionally high level and directional by nature. It provides a common framework to guide all Park District divisions and remains flexible enough for staff to envision ideas, take ownership, and execute specific actions. It is anticipated that this plan will be updated in future years with additional analysis that can be used for setting specific goals, as well as forums for community input. Consider it for conversations with the community and aligned organizations. Future iterations of the plan will also have the potential to coordinate and align with the Village of Glenview, and associated school district plans as they are developed.

When applicable and aligned with the Park District's current initiatives, certain actions will prioritize measuring their associated impacts as a preliminary step, followed by implementing strategies to manage and monitor progress. This approach is particularly relevant for actions affecting Scope 1 emissions (direct emissions from on-site fuel use) and Scope 2 emissions (indirect emissions from purchased utilities).

The Sustainability Tactical Plan (STP) will serve as a companion document to the Glenview Park District's updated 2025 ESP and will align with the Village of Glenview's 2025 Sustainability Plan. The STP will outline the specific goals, strategies, and actions the District will pursue to support achievement of the Environmental Sustainability Plan. This document will serve as the implementation framework to drive the success of initiatives identified in the ESP.

This Plan was originally produced in June 2025 with assistance from the Wight Team. This September 2026 revision incorporates enhancements to this prior Plan to better align with the 2026 Village of Glenview Sustainability Plan.

VISION FOR THE ENVIRONMENTAL SUSTAINABILITY PLAN

By nature, the Park District Environmental Sustainability Plan is meant to be an evolving document, with new goals added in each of the four key Categories and multiple Focus Areas as technology improves and resources are made available. The Sustainability Tactical Plan will act as a mechanism to illustrate the strategic direction into practical, actionable activities and initiatives that will be implemented over approximately five years. It will enable the District to prioritize and invest time, talent, and resources in a way that furthers sustainability goals. The ultimate goal is to create a culture of sustainability and insure that the Park District approach best practices through an environmental lens.

OUR MISSION: Through exceptional experiences, the Glenview Park District strives to build a sense of community, enhance people's lives and contribute to the enrichment of the individual, family and the community.

OUR VISION: A community in which everyone enjoys happiness, health and an appreciation for the environment on a daily basis.

The Park District will be a community leader in sustainability and committed to environmental conservation and historical stewardship through developing, maintaining and preserving land, facilities and programming. For information on the Park District's Guiding Principles: glenviewparks.org/about/our-guiding-principles.

Glenview Park District Environmental Policy

The Environmental Policy is also included as an appendix to this Environmental Sustainability Plan.

GLENVIEW PARK DISTRICT'S WORK TO DATE

To date, the Park District has implemented an Environmental Policy beginning in 2008, and later updated it in 2018. The policy is comprehensive in nature and establishes 10 Environmental Guiding Principles for the Park District to follow:

i. Do No Harm

ii. Precautionary Principle

iii. Design with Nature and Culture

iv. Use a Decision-Making Hierarchy of Preservation, Conservation, and Regeneration

v. Provide Regenerative Systems as Intergenerational Equity

vi. Support a Living Process

vii. Use a Systems Thinking Approach

viii. Use a Collaborative and Ethical Approach

ix. Maintain Integrity in Leadership and Research

x. Reduction and Handling of Waste



TOP 5 TACTICAL NEXT STEPS

These Tactical Next Steps highlight the highest priority strategies that are new to the Park District and have not yet started. Every Priority 1 strategy is either an existing practice or already underway. These include the Environmental Team, paper reduction, green purchasing guidance, grant pursuit, and partnerships with local environmental organizations and volunteers. Those efforts will continue through current operations and remain tracked in the Plan. The strategies listed here represent the highest priority new to the District strategies. Each one requires a new decision, budget, or assignment of staff time before work can begin. Ranking them by Priority Score shows where the Park District should focus first as it moves beyond current practice. This approach keeps attention on new progress rather than on work that is already in motion.

STRATEGIES	PRIORITY SCORE
AMRC.4.1: ELECTRIC VEHICLE CHARGING STATIONS	
AMRC.3.1: REGULARLY MAINTAIN EQUIPMENT	
AMRC.1.2: CONDUCT ENERGY AUDITS FOR ALL PARK DISTRICT BUILDINGS	
AMRC.1.2: CONDUCT ENERGY AUDITS FOR ALL PARK DISTRICT BUILDINGS	
AMRC.5.1: SUSTAINABLE DESIGN & CONSTRUCTION STANDARDS	
AMRC.4.2: BIRD SAFE BUILDINGS	

REGIONAL GOALS

To ground the Environmental Sustainability Plan in local context, the District benchmarked its goals and strategies against five peer organizations in the region: the Village of Glenview, Wilmette Park District, Park District of Highland Park, Northbrook Park District, and Arlington Heights Park District. This comparison spans four focus areas that mirror the Plan's own structure: land preservation and conservation, renewable energy, compost, and recycling and waste reduction events.

The benchmarking shows that regional peers are pursuing many of the same priorities GPD has identified, often through similar tools. Peer agencies have converted underused land, such as a former golf course in Highland Park, into restored natural areas, and several hold formal certifications or policies, including Northbrook Park District's Audubon International Cooperative Sanctuary status and Arlington Heights Park District's staff-led Envirogroup task force, that parallel GPD's own habitat and IPM work. On renewable energy, the region shows a range of approaches and investment levels, from Northbrook's net zero Techny Prairie Activity Center and Wilmette's no-upfront-cost rooftop solar power purchase agreement, to Glenview's community solar subscription model, to Arlington Heights, which has not yet pursued dedicated on-site generation and instead focuses on efficiency upgrades. Composting and recycling programs are common across all five organizations, typically delivered through partnerships with municipal governments, solid waste agencies, and community organizations rather than run independently, a model consistent with GPD's own collaborative approach.

Together, this benchmarking confirms that GPD's sustainability priorities align with regional norms and, in some areas such as land preservation and IPM practices, position the District as a peer leader. It also surfaces specific models, such as power purchase agreement solar financing and co-hosted community recycling events, that GPD can consider as it implements its own strategies. The full peer-by-peer comparison is provided in Appendix VI.

GLENVIEW PARK DISTRICT

ENVIRONMENTAL
SUSTAINABILITY PLAN
&
TACTICAL
SUSTAINABILITY PLAN

ENVIRONMENTAL SUSTAINABILITY PLAN DEVELOPMENT PROCESS





ENVIRONMENTAL SUSTAINABILITY PLAN DEVELOPMENT PROCESS

The plan development process involved benchmarking, collaboration, and stakeholder engagement. Beginning in the Spring of 2024, the plan followed a process including three stages: (1) Discovery, (2) Prioritization, and (3) Strategy & Planning. Peer research was conducted on organizations representing local and national sustainability leadership to benchmark activities and identify best practices. Staff engaged in multiple ideation sessions to uncover opportunities and challenges, and prioritize ideas into this framework. From there, consideration was given to the technical feasibility, relative impact, readiness, and cost of implementation.

In addition, the IPRA Scorecard used by the Glenview Park District to report current status of specified activities and performance areas has been leveraged to round out the plan. The IPRA Scorecard has been mapped to each relative focus area and can be found in the Appendix.

Baseline Review

The GPD performed a baseline assessment of the building energy usage, vehicle fleet fuel usage, solid waste, and water usage. Usage of electricity, natural gas, water, and solid waste were tracked by utility bills. Gasoline and Diesel fuel usage was provided by the Districts tracking software. To better understand the impact of this energy, fuel, and waste the usage were converted to metric tonnes of carbon dioxide equivalent emissions. The kWh, gallons, therms, or tonnes were multiplied by the region specific emission factor from the EPA Emission Factor hub. The primary sample year was for Fiscal year 2026, although solid waste was estimated from incomplete data from the calendar year 2025. The total emissions for the district were 8,492.1 MT (Metric Tons) CO2e (Carbon Dioxide Emitted).

ENVIRONMENTAL SUSTAINABILITY PLAN DEVELOPMENT PROCESS

EMISSION BREAKDOWN

BUILDINGS AND FACILITIES		2026
PURCHASED GRID ELECTRICITY	MT CO2e	4,007.6
NATURAL GAS COMBUSTION	MT CO2e	3,493.8
GASOLINE CONSUMED	MT CO2e	175.7
DIESEL CONSUMED	MT CO2e	56.2
WASTE FROM OPERATIONS	MT CO2e	179.2
ELECTRICITY	MT CO2e	64.8
TOTAL EMISSIONS	**MT CO2e**	**8,492.1**

PERCENTAGE EMISSION BREAKDOWN BY SOURCE

VEHICLE FLEET
2.9%

SOLID WASTE
2.2%

WATER
0.8%

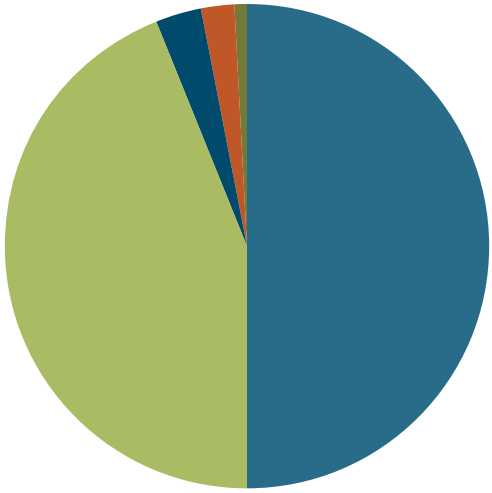

NATURAL GAS
43.8%

ELECTRICITY
50.2%

GLENVIEW PARK DISTRICT

ENVIRONMENTAL
SUSTAINABILITY PLAN
&
TACTICAL
SUSTAINABILITY PLAN

ENVIRONMENTAL SUSTAINABILITY PLAN STRATEGIC ROADMAP





ENVIRONMENTAL SUSTAINABILITY PLAN STRATEGIC ROADMAP

ORGANIZATION AND CONTEXT

The plan is based on four key categories, in which multiple focus areas reside:

i. Land Management

ii. Asset Management and Resource Conservation

iii. Operations

iv. Community Engagement & Partnership

For each category, an introduction defines the intent, explains the importance at a high level, and identifies supporting policies and reference documents that may be cross-referenced and strengthened through the development of this plan. Each of the focus areas contains actions, that when pursued, will support the Park District's pursuit of sustainability across each of the categories. Some of the 'actions' are specific in nature, while others are framed as 'goals.'

The final part of this plan is a progress report that lists each of the actions, an organizational lead for each, timeframe to be completed, and current status.

CO-BENEFITS

GHG Reduction Potential

As a public land manager and a visible community leader, the Park District has a responsibility to reduce its own contribution to climate change, and prioritizing actions by their GHG reduction potential ensures the District's limited time and resources go toward the strategies that move the needle most. Many actions in this plan carry a direct emissions benefit alongside their primary purpose. Expanding the tree canopy toward the Urban Forest Management Plan's 2032 target and building healthier soils through regenerative farming at Wagner Farm both increase carbon sequestration, while replacing combustion based fleet vehicles and equipment with electric, hybrid, and propane alternatives reduces fuel related emissions directly. Building level actions, including the energy tracking system, energy audits, LED retrofits, and Green-e certified renewable energy procurement, further lower the District's Scope 1 and Scope 2 footprint. Weighing GHG reduction potential keeps the plan focused on measurable climate progress rather than actions that feel sustainable without actually reducing emissions.

Affordability

The Park District operates on a public budget, so every strategy in this plan must be evaluated not just for its environmental value but for what it costs to implement and whether funding exists to support it. This co-benefit considers both factors together. Some actions reduce ongoing costs directly, including energy efficient buildings, LED lighting, water efficient landscaping, and reduced pesticide and fertilizer use through the Integrated Pest Management program, making them easier to justify even without outside support. Others require upfront investment that becomes attainable only through outside funding, which is why grant opportunities at the federal, state, and local levels, along with a re-established internal Environmental Grant Program, matter so directly to this plan's feasibility. Weighing affordability alongside funding availability lets the District sequence strategies realistically, so ambition does not outpace what the budget can actually support.

Benefits to Natural Habitats

Stewardship of Glenview's natural and cultural resources is core to the Park District's mission, so this plan gives direct weight to how each strategy affects the ecological health of the land the District manages. Preservation and restoration work at sites like the Grove and Air Station Prairie, invasive species control, pollinator plantings, and the retention of dead trees and snags all support the birds, insects, and wildlife that depend on Glenview's green spaces. Prescribed burns and regenerative farming practices build healthier soils that sustain these habitats over the long term, while reduced chemical use and expanded no-mow buffers protect water quality in ponds and waterways connected to the District's broader natural systems. Because these lands are irreplaceable community assets, prioritizing habitat benefits ensures the plan protects, not just manages, what makes Glenview's parks distinctive.

Customer Experience

The Park District exists to serve Glenview residents, so a strategy's value to this plan depends in part on how directly it improves the experience of the people who use District facilities and how it strengthens the relationship between the District and the broader community. A fuller tree canopy provides shade and cooling comfort in parks and along trails, water refill stations and well maintained facilities support everyday visits, and bird safe buildings and dark sky compliant lighting improve the natural character of District properties after hours. Community programming, from pollinator education to zero waste events at Air Station Prairie, along with partnerships with organizations such as Greener Glenview and the Village of Glenview, gives residents new ways to engage with District spaces and initiatives, and cleaner air and water from reduced chemical use and improved stormwater management support the health and comfort of every visitor. Prioritizing customer and community benefits ensures this plan strengthens public trust and satisfaction, not just internal metrics.

Staff Capacity

This plan will only succeed if District staff have the time, tools, and organizational support to carry it out, so this co-benefit considers whether an action strengthens staff and operational efficiency or adds meaningful burden to already stretched workloads. Onboarding materials and ongoing staff trainings build sustainability awareness across departments, while rotating membership on the environmental team broadens exposure to these practices beyond a single group. Clearer purchasing standards, maintenance protocols, and design guidelines reduce the guesswork involved in day to day decisions, and systems such as the energy tracking platform and GIS Tree Inventory let staff monitor progress without duplicating effort. Weighing staff capacity keeps this plan realistic and sustainable to implement, rather than a list of good ideas the organization lacks the bandwidth to execute.

YEARLY UPDATES

The progress report, found at the end of this Plan, provides an overview of the Glenview Park District's achievements, challenges, and next steps in advancing its sustainability goals. This report is a key component of the District's commitment to transparency, accountability, and continuous improvement in achieving its environmental goals.

The progress report will detail how well the Park District is performing against the objectives and actions outlined in the plan. It will include an assessment of measurable outcomes, as well as qualitative updates on the implementation of key initiatives. The report will also describe the progress made over the past year, highlight any challenges encountered, and outline lessons learned.

In addition, the progress report will serve as a benchmark for identifying and prioritizing next steps. By evaluating what has been accomplished and where further efforts are needed, the Environmental Team will refine strategies and set clear, actionable targets for the upcoming year. This iterative process ensures that the Glenview Park District remains proactive in addressing environmental challenges and continues to make meaningful contributions to sustainability.

LAND MANAGEMENT

DEFINITION *Managing the development, conservation, and utilization of land in a way that addresses climate change and prioritizes the health and resilience of flora, fauna, and the surrounding community.*

Importance, Benefits and Impacts

The Glenview Park District manages more than 860 acres of parkland and open space, including the 150 acre Grove nature preserve, Air Station Prairie, Community Park West, and the working landscape of Historic Wagner Farm. The District also cares for more than 10,000 trees across its parks, in addition to the inventory maintained at the Grove. Glenview's tree canopy currently covers about 35 percent of the community, and the Urban Forest Management Plan sets a goal of 37 percent coverage by 2032, a target the District's planting program directly supports. This acreage is not a passive backdrop. Natural areas, turf, trees, and farmland actively sequester carbon, slow and filter stormwater before it reaches local waterways, and moderate the urban heat that comes with a warming climate. How the District manages this land, from the chemicals applied to turf to the species planted along a parkway, determines whether that land absorbs climate pressures or is worn down by them.

Strategies in this category focus on preserving and restoring natural areas, expanding tree canopy toward the Urban Forest Management Plan's 2032 target, and reducing the pesticides, herbicides, and fertilizers applied across District grounds through the Integrated Pest Management program. Prescribed burns, conducted under the Annual Prescribed Burn Plan, and regenerative farming practices at Wagner Farm build healthier soils and store more carbon, while pollinator plantings and habitat management support the birds, insects, and wildlife that depend on Glenview's green spaces. Together these efforts carry benefits beyond ecology. Reduced chemical use protects the health of residents, staff, and pets who use District facilities. A fuller tree canopy cools parks and buildings, lowering energy costs and easing the urban heat island effect. Preserved open space and working farmland keep Glenview connected to its natural and agricultural history while giving residents more than 12 miles of trails and 26 parks in which to learn, gather, and recreate. Land management is where the District's environmental, financial, and community goals converge.

Focus Areas

PRESERVATION AND RESTORATION

This focus area centers on protecting and expanding the District's natural areas, native lands, and open space, and on growing a healthy tree canopy across the park system. The District follows established management plans at sites like the Grove and Air Station Prairie, converting turf to native plantings, using vegetative swales and bank stabilization for stormwater, and controlling invasive species such as buckthorn, phragmites, and purple loosestrife. It also works to acquire or convert additional acreage to open space, expand no-mow buffers along water bodies, and increase porous surface across District facilities. Tree management is a major piece of this work. Guided by the Urban Forest Management Plan, the District plants roughly 300 trees a year toward a goal of 37 percent tree canopy coverage by 2032, tracks tree health through the GIS Tree Inventory, and plants for species diversity and southern building shade to reduce the heat island effect and conserve energy.

SUSTAINABLE PRACTICES

This focus area covers how the District manages chemicals, fire, and farmland in ways that protect soil, water, and habitat. The Integrated Pest Management program keeps pesticide, herbicide, and fertilizer use to a minimum, favoring drought and disease resistant native species, proper hazardous material storage, and low impact alternatives such as beet juice based snow melt products. Prescribed burns, conducted under the Annual Prescribed Burn Plan, maintain healthy natural areas by clearing old vegetation, encouraging new growth, and reducing the fuel loads that drive more intense wildfires. At Historic Wagner Farm, regenerative farming practices, including crop rotation, cover cropping, no till or low till methods, rotational grazing, and minimal pesticide use, build soil health and carbon storage while keeping the farm's Farmers Market supplied with locally grown produce.

WILDLIFE

This focus area supports the animals and pollinators that depend on District land for food, shelter, and safe passage. Pollinator friendly plantings, expanded at sites like the Grove, provide nectar and pollen sources for bees, butterflies, and other species facing habitat loss from climate change and urbanization, and are paired with community education programs. The District also retains dead trees and snags at the Grove, Community Park West, and Air Station Prairie to provide shelter for birds and animals, balancing that habitat value against wildfire safety. Finally, the District manages deer and coyote populations in accordance with local ordinances to keep herbivore pressure from degrading grassland and riparian habitat for other species.

ENVIRONMENTAL SUSTAINABILITY PLAN STRATEGIC ROADMAP

Supporting Policies & Reference Documents

Environmental policy, IPM policy, ASP INPC Naval Air Station Prairie 5-year Management Plan 2024, tree inventories, Urban Forest Management Plan, The Grove INPC Kennicott's Grove 5-year Management Plan 2024, Wagner Farm Master Plan, Grove Master Plan, Village of Glenview Plan for Nature 2023

LAND MANAGEMENT (LM)

GOALS	STRATEGIES	ACTION STEPS	PRIORITY SCORE	CO-BENEFITS
LM.1: Preservation and Restoration	LM.1.1: Sustainably preserve and restore # acres of existing park lands, native areas, and open space	LM.1.1.1: Consider climate change impacts on flora and fauna		  
		LM.1.1.2: Stormwater best management practices, vegetative swales, and bank stabilization		
		LM.1.1.3: Landscape to conserve energy (windbreaks/ buffers, shade trees along Southern-facing buildings and around paved areas, drought tolerant native species)		
		LM.1.1.4: Control invasive species such as Buckthorn, Phragmites, and Purple loosestrife to promote native diversity and habitat. Evaluate potential pests, pathogens, and invasive species that may emerge due to climate change		
		LM.1.1.5: Reduce pesticide and fertilizer use in parks (drought and disease resistant native species, expand no-mow areas, reduce number of applications, IPM)		

ENVIRONMENTAL SUSTAINABILITY PLAN STRATEGIC ROADMAP

GOALS	STRATEGIES	ACTION STEPS	PRIORITY SCORE	CO-BENEFITS
LM.1: Preservation and Restoration	LM.1.2: Acquire or convert # acres to open space or natural areas by 2030	LM.1.2.1: Seek to acquire natural resource areas (e.g., remnant prairies, wetlands, ponds/lakes, woodlands), or convert appropriate areas into natural areas or open space		
		LM.1.2.2: Increase no-mow and natural conversion areas. Examples include no-mow buffers of native vegetation on water bodies to reduce erosion, non-point source pollution, and deter Canada Geese		
		LM.1.2.3: Incorporate native plantings into landscape at parks buildings and facilities		
		LM.1.2.4: Increase and proactively preserve porous surface across all park facilities areas and open spaces		
	LM.1.3: Proactively manage tree replacement and planting program to achieve 300 new tree plantings annually and align with Urban Forest Management Plan to support 37% tree canopy coverage by 2032	LM.1.3.1: Protect soils during and after construction		
		LM.1.3.2: Provision of infrastructure including boardwalks, trails, fishing piers, etc. to enable community members to recreate in natural areas, while proactively minimizing non-porous surface conversion		
		LM.1.3.3: Provide nature education and interpretive programs to engage community members		
		LM.1.3.4: Continue to assess the quality of existing trees through the GIS Tree Inventory updates to promote a healthy ecosystem. Remove any hazard trees identified in the Inventory		
		LM.1.3.5: Maintain a healthy balance in species diversity to help protect against diseases and pests		
		LM.1.3.6: Incorporate trees into the landscape around all Park District parks and facilities to shade paved areas to reduce heat island effect and the southern-face of buildings to conserve energy. Seek shade opportunities in parks to enhance park user comfort		

ENVIRONMENTAL SUSTAINABILITY PLAN STRATEGIC ROADMAP

GOALS	STRATEGIES	ACTION STEPS	PRIORITY SCORE	CO-BENEFITS
LM.2: Sustainable Practices	LM.2.1: Integrated Pest Management (IPM) / Chemical Management using least toxic materials whenever possible	LM.2.1.1: Reduce the use of pesticides/insecticides/ herbicides within Park District facilities by continuing to utilize a robust IPM program.		
		LM.2.1.2: Utilize drought and disease resistant native plant species and establish no-mow areas to reduce the demand for fertilizers and pesticides		
		LM.2.1.3: Use best practices to establish healthy turf including core aerifying, fertilizing, compost topdressing, overseeding. Continue to monitor the market for new technologies and new green products.		
		LM.2.1.4: Ensure proper use, storage, record keeping, and disposal of hazardous materials, referencing SDS (Safety Data Sheet) and other manufacturer labels.		
		LM.2.1.5: Install herbicide mixing pods with waste catches.		
		LM.2.1.6: Utilize bio/natural applications – Similar to IPM, bio-applications are another means of lowering chemical / pesticide usage while also maintaining soil health. (e.g., low impact snow melt products like beet juice or calcium magnesium acetate).		
	LM2.2: Prescribed burns that aligns and complies with the Annual Prescribed Burn Plan	LM2.2.1: Continue the use of prescribed burns to encourage new growth by carefully removing old and unhealthy vegetation and consequently benefiting the quality of surrounding soils, water, and habitats.		

ENVIRONMENTAL SUSTAINABILITY PLAN STRATEGIC ROADMAP

GOALS	STRATEGIES	ACTION STEPS	PRIORITY SCORE	CO-BENEFITS
LM.2: Sustainable Practices	LM2.3: Regenerative farming at Wagner Farm through innovative technologies and chemical inputs	LM.2.3.1: Crop diversity and rotation	2	GHC REDUCTION POTENTIAL AFFORDABILITY BENEFITS NATURAL HABITAT
		LM.2.3.2: Livestock integration		
		LM.2.3.3: Rotational grazing, when possible		
		LM.2.3.4: No/Low-till farming to minimize soil disturbance		
		LM.2.3.5: No, or limited, use of pesticides and innovative technology through the District IPM program		
		LM.2.3.6: Maintaining living roots, such as a cover crop, to protect soil		
		LM.2.3.7: Farmers Market with local growers, reducing long-distance shipping, and providing the community with fresh produce		
LM.3: Wildlife	LM.3.1: Give preference to butterfly and pollinator plantings whenever possible	LM.3.1.1: Continue, expand and enhance pollinator plantings to provide sufficient food sources for pollinators (bees, butterflies, hummingbirds, etc.), many of which are threatened and experiencing population decline.	2	AFFORDABILITY BENEFITS NATURAL HABITAT CUSTOMER EXPERIENCE STAFF CAPACITY
		LM.3.1: Give preference to butterfly and pollinator plantings whenever possible		
		LM.3.1.3: Develop a list of locally appropriate pollinator-friendly native plants and pollinators to support native pollinator species and ample nectar and pollen succession, giving preference to pollinator-friendly plants in planning, restoration, and installations.		
		LM.3.1.4: Align plantings with the Grove Management Plan		

ENVIRONMENTAL SUSTAINABILITY PLAN STRATEGIC ROADMAP

GOALS	STRATEGIES	ACTION STEPS	PRIORITY SCORE	CO-BENEFITS
LM.3: Wildlife	LM.3.2: Manage areas with bird / animal shelters whenever possible	LM.3.2.1: Ensure planting and native areas restoration consider and actively support As urbanization progresses, animal shelters become increasingly vital to the safety and well-being of native species, especially as urbanization increasingly threatens these critical spaces. This is accomplished through plantings and native areas restoration. Providing animals with dry, safe places to seek refuge and raise their young supports their growth and vitality.		   
		LM.3.2.2: Maintain and replicate successful models already in place such as the Grove, CPW and ASP for retention of dead tree and snags for habitat, while also ensuring wildfire safe practices.		
	LM.3.3: Manage wildlife and nuisance animal management/ deer management with local ordinances	LM.3.3.1: Control deer and coyote population in accordance with associated plans is key to keeping populations in check in support of healthy land management.		
		LM.3.3.2: Continue to evaluate deer management plans to ensure they are adequate in addressing the annual variability in the population.		
		LM.3.3.3: Stay current on local ordinances for animal management		

ASSET MANAGEMENT & RESOURCE CONSERVATION

DEFINITION The Glenview Park District operates and maintains 12 major facilities, 26 parks, 13 fieldhouses, and a fleet of vehicles and landscape equipment that together consume a significant share of the District's energy, water, and fuel. Unlike natural areas, which sequester carbon and filter water on their own, these built assets draw resources continuously through heating, cooling, lighting, irrigation, and daily operations, making them one of the District's most direct and controllable sources of carbon impact. How the District designs, retrofits, and powers its buildings, and how it fuels and maintains its vehicles and equipment, determines whether these assets remain a growing liability or become a demonstrated model of conservation for the community.

Importance, Benefits and Impacts

Strategies in this category focus on establishing a District wide energy usage tracking system by 2028, conducting regular energy audits across all District buildings, and setting facility specific reduction goals informed by planned capital projects. Complementary efforts address water efficiency, including metering major water uses, expanding water efficient landscaping, and capturing and reusing stormwater through detention ponds at sites such as Community Park West and Flick Park. On the fleet side, the District is replacing combustion based vehicles and equipment with propane, electric, plug-in electric, and hybrid models as they reach the end of their service life, and is installing its first electric vehicle charging stations as a demonstration project. Sustainable technology investments, from LED lighting and dark sky compliant fixtures to geothermal systems and Green-e certified renewable energy, further reduce the District's operational footprint, while updated design and construction standards, including pursuit of certifications such as LEED, SITES, and Parksmart, ensure that new and renovated facilities are built to conserve resources from the outset. Together these efforts carry benefits well beyond emissions reduction. Lower energy and water use translates directly into cost savings that can be reinvested in District programming, cleaner burning fleet vehicles reduce pollution exposure for staff and park users, and capital upgrades made proactively through an energy audit cycle are typically far more cost effective than reactive repairs. Asset Management and Resource Conservation is where the District's daily operational choices most directly shape both its environmental impact and its bottom line.

ENVIRONMENTAL SUSTAINABILITY PLAN STRATEGIC ROADMAP

Focus Areas

ENERGY EFFICIENT BUILDINGS AND OPERATIONS

This focus area centers on understanding and reducing the energy consumed by District facilities. The District will develop a facility specific energy tracking system to identify its most energy intensive buildings, calculate Scope 1 and Scope 2 greenhouse gas emissions with an eye toward eventually accounting for Scope 3, and use that data to prioritize buildings for energy audits over five and ten year horizons. Audits are paired with regular preventive maintenance and tune-ups, so that efficiency improvements are built into ongoing operations rather than treated as a one time project.

WATER EFFICIENCY

This focus area addresses how the District measures, reduces, and reuses water across its facilities and grounds. Work includes metering major water uses to establish accurate baselines, setting District wide water use reduction goals, and requiring water efficient, native landscaping on all new developments. Stormwater and rainwater capture, including detention ponds at Community Park West and Flick Park and smaller scale cisterns and rain barrels, allow the District to reuse collected water for irrigation rather than relying solely on treated supply.

FLEET

This focus area covers the vehicles and equipment the District relies on to maintain its parks and facilities. As combustion based vehicles and equipment reach the end of their service life, the District will replace them with propane, electric, plug-in electric, and hybrid alternatives, while continuing to expand its use of electric and battery powered landscape equipment such as mowers. Solar equipped landscape trailers extend charging capability into the field, and the installation of the District's first electric vehicle charging stations marks an initial, visible step toward broader fleet electrification.

SUSTAINABLE TECHNOLOGY

This focus area applies targeted technology upgrades across District buildings and grounds to reduce energy use and environmental impact. LED lighting and dark sky compliant fixtures cut electricity use and light pollution, ground source heat pump systems are evaluated for new construction and major renovations, and the District continues to procure Green-e certified renewable energy while exploring on site solar, solar hot water, and wind generation, including a replacement turbine at the Tyner Center. Smaller scale measures, from water bottle filling stations to the Glenview Tennis Club's tennis ball recharging program, round out the District's approach to reducing everyday resource consumption.

DESIGN STANDARDS AND PRACTICES

This focus area ensures that sustainability is built into District facilities from the start rather than added after the fact. A forthcoming Sustainable Design and Construction Standards guide will set consistent expectations for new construction and renovation projects, supported by pursuit of recognized certifications such as LEED, LEED EBOM/ARC, SITES, and Parksmart, along with the Audubon Cooperative Sanctuary Program for golf courses. The District's Coal Tar Policy and ongoing exploration of alternative pavement sealers extend these standards to the surfaces and materials used across its properties.

Supporting Policies & Reference Documents

Environmental policy, coal tar policy, Wagner Farm Master Plan, Grove Master Plan

ASSET MANAGEMENT & RESOURCE CONSERVATION (AMRC)

GOALS	STRATEGIES	ACTION STEPS	PRIORITY SCORE	CO-BENEFITS
AMRC.1: Energy Efficient Buildings and Operations	AMRC.1.1: Develop a Park District specific energy usage tracking system by 2028	AMRC.1.1.1: Evaluate whether facilities and/or major energy uses are separately metered		
		AMRC.1.1.2: Track energy use for each facility and major energy systems to help identify which facilities are the most energy intensive and should be prioritized for energy audits		
		AMRC.1.1.3: Calculate and manage Park District greenhouse gas emission with consideration of Scope 1 and Scope 2 emissions. Consider quantification of Scope 3 emissions as a future activity in collaboration with the Village of Glenview and other partners		

ENVIRONMENTAL SUSTAINABILITY PLAN STRATEGIC ROADMAP

GOALS	STRATEGIES	ACTION STEPS	PRIORITY SCORE	CO-BENEFITS
AMRC.1: Energy Efficient Buildings and Operations	AMRC.1.2: Conduct Energy Audits for all Park District buildings	AMRC.1.2.1: Utilize prioritization of Park facilities established in EE.1 to set an annual schedule for building audit and target facilities over 5 and 10- year periods	3	GHC REDUCTION POTENTIAL AFFORDABILITY BENEFITS NATURAL HABITAT
		AMRC.1.2.2: Complete regular and proactive maintenance and tune-ups to maintain optimal performance		
		AMRC.1.2.3: Incorporate building energy audits into regular maintenance processes and help identify opportunities for efficiency		
		AMRC.1.2.4: Set energy reduction goals over time informed by total energy use, planned capital projects, and the potential for efficiency		
AMRC.2: Water Efficiency	AMRC.2.1: Track water usage	AMRC.2.1.1: Evaluate whether facilities and/or major water uses are separately metered through water audits on on all buildings	3	GHC REDUCTION POTENTIAL BENEFITS NATURAL HABITAT
AMRC.2: Water Efficiency	AMRC.2.2: Expand water conservation practices whenever possible	AMRC.2.2.1: Create district-wide water use reduction goals	3	AFFORDABILITY STAFF CAPACITY
		AMRC.2.2.2: Implement a policy for all new developments to incorporate and maintain water-efficient, native landscaping		
		AMRC.2.2.3: Design new landscapes and acquired land with water-efficient landscaping		
		AMRC.2.2.4: Expand water-efficient landscaping practices		
	AMRC.2.3: Water collection / reuse opportunities through rain gardens, bioswales, etc.	AMRC.2.3.1: Prioritize water reuse for irrigation through detention ponds such as at Community Park West and Flick Park	3	AFFORDABILITY BENEFITS NATURAL HABITAT
		AMRC.2.3.2: Use rainwater collected in cisterns and other collection sources such as rain barrels for small-scale water needs		

ENVIRONMENTAL SUSTAINABILITY PLAN STRATEGIC ROADMAP

GOALS	STRATEGIES	ACTION STEPS	PRIORITY SCORE	CO-BENEFITS
AMRC.3: Fleet	AMRC.3.1: Regularly maintain equipment	AMRC.3.1.1: Continue and/or expand current equipment maintenance programs and manage the disposal of associated vehicle fluids and engine parts	2	AFFORDABILITY; BENEFITS NATURAL HABITAT; STAFF CAPACITY
	AMRC.3.2: EV machinery / fleet / mowers	AMRC.3.2.1: Replace combustion-based vehicles and equipment at the end of their service life with propane, electric, plug-in electric, and hybrid models	3	STAFF CAPACITY
		AMRC.3.2.2: Continue efforts to acquire electric or battery powered landscape (propane mowers, and maintenance equipment		
		AMRC.3.2.3: Continue to outfit landscape trailers with solar panels, and a power station, to charge landscape equipment		
AMRC.4: Sustainable Technology	AMRC.4.1: Electric vehicle charging stations	AMRC.4.1.1: Identify opportunities to install electric vehicle charging stations at Park District facilities as well as public park locations	2	GHC REDUCTION POTENTIAL; CUSTOMER EXPERIENCE; BENEFITS NATURAL HABITAT; STAFF CAPACITY
		AMRC.4.1.2: Install first 4 EV charging stations as demonstration installation		
	AMRC.4.2: Bird safe buildings	AMRC.4.2.1: Retrofit new and existing buildings with bird films for windows	3	GHC REDUCTION POTENTIAL; CUSTOMER EXPERIENCE
		AMRC.4.2.2: Manage interior lighting during migration season to limit disruption		
		AMRC.4.2.3: Actively pursue new opportunities for bird safe building construction as part of the Sustainable Design and Construction Standard		
	AMRC.4.3: LEDs	AMRC.4.3.1: Ensure all light replacements and upgrades are LED whenever possible	3	BENEFITS NATURAL HABITAT

ENVIRONMENTAL SUSTAINABILITY PLAN STRATEGIC ROADMAP

GOALS	STRATEGIES	ACTION STEPS	PRIORITY SCORE	CO-BENEFITS
AMRC.4: Sustainable Technology	AMRC.4.4: Dark sky compliant fixtures	AMRC.4.4.1: Embed light timers and programmed shut-offs within design & construction guidelines	3	AFFORDABILITY, STAFF CAPACITY
		AMRC.4.4.2: Develop a Dark Sky Policy to guide future light fixture purchases and retrofits as part of the Sustainable Design and Construction Standard		
	AMRC.4.5: Geothermal	AMRC.4.5.1: Ground Source Heat Pump (GSHP) systems should be evaluated for new construction and major renovation projects, or for buildings that already have existing heat pumps	3	BENEFITS NATURAL HABITAT
	AMRC.4.6: Renewable energy	AMRC.4.6.1: Continue to procure Green-e Certified Wind Renewable Energy Certificates (RECs) for 100% of electricity through Utilities and evaluate the purchase of Green-e Carbon Offsets to offset natural gas and fuel usage	3	GHC REDUCTION POTENTIAL
		AMRC.4.6.2: Evaluate on site renewable energy sources for high-use facilities, such as solar photovoltaics, solar hot water, and wind, for deployment within the District in alignment with the Community Solar agreement		
		AMRC.4.6.3: Find and install replacement wind turbine for Tyner center		
	AMRC.4.7: Increase the number of installed water bottle fillers	AMRC.4.7.1: Install water filling stations at all buildings and parks	3	AFFORDABILITY
	AMRC.4.8: Tennis ball recharger & longer lasting balls	AMRC.4.8.1: Utilize the The Glenview Tennis Club tennis ball recharger machine. For tennis balls that are no longer chargeable, the club has ball collection containers for recycling	3	CUSTOMER EXPERIENCE
		AMRC.4.8.2: Purchase longer lasting 'Triniti' balls whenever possible		

ENVIRONMENTAL SUSTAINABILITY PLAN STRATEGIC ROADMAP

GOALS	STRATEGIES	ACTION STEPS	PRIORITY SCORE	CO-BENEFITS
AMRC.5: Design standards and practices	AMRC.5.1: Sustainable design & construction standards	AMRC.5.1.1: Create a Sustainable Design & Construction Standards guide that address both the design and construction practices for new construction and renovation projects is a low-cost measure to ensure Park District facilities minimize impact on the environment, and promote the health and wellness of occupants	3	STAFF CAPACITY
	AMRC.5.2: Green building, site, and operations certifications	AMRC.5.2.1: Consider the pursuit of certifications to promote best practices in the built environment including LEED, as well as the operation of existing buildings (LEED EBOM/ARC)	3	BENEFITS NATURAL HABITAT
		AMRC.5.2.1: Obtain certifications such as SITES and Parksmart to evaluate and certify open space and parking lots		
		AMRC.5.2.2: Follow the Audubon Cooperative Sanctuary Program for Golf Courses provides as framework and resource to LEED certify golf courses		
	AMRC.5.3: No coal tar	AMRC.5.3.1: Alternative pavements, including sealers and other technologies should be continuously explored in alignment with the Coal Tar Policy	2	GHC REDUCTION POTENTIAL; BENEFITS NATURAL HABITAT

OPERATIONS

DEFINITION The practices and protocols that work to maintain and continuously improve the Park District from an operational perspective – primarily through administrative activities and purchasing decisions that support resource conservation and pollution reduction. Operations are policy and activities that the Park District has direct control over and are therefore some of the low hanging fruit for sustainable impact.

Importance, Benefits and Impacts

Operations are the daily decisions behind the District's programming, purchasing, and facility use, decisions the District controls directly and can change quickly, without waiting on capital budgets or major construction projects. Every catering contract, every idling vehicle at a bus drop-off, every purchase order for cleaning products or printed materials, and every bin placed in a park is an operational choice, and together these choices shape how much waste the District generates, how much pollution its day to day activities create, and how strongly sustainability is embedded in its organizational culture. Because these are policy and behavioral changes rather than infrastructure investments, they are often the fastest and least expensive strategies in the plan to implement, making Operations a category where visible progress can happen well before longer term capital projects are complete.

Strategies in this category start with staff, ensuring employees have the protective equipment and ergonomic conditions to work safely, and that sustainability awareness is built into onboarding and ongoing training rather than treated as a one time orientation topic. Sustainable operational policies extend that thinking outward, covering anti-idling enforcement, adjusted vehicle use on Ozone Action Days, green purchasing standards for everyday supplies, vendor sustainability requirements for catering and events, and a systematic push to reduce single-use plastics and paper across the organization. Waste and materials management builds on this foundation through facility level waste audits, expanded recycling infrastructure in parks and facilities, community composting at sites such as The Grove and Wagner Farm, and public facing zero waste campaigns and pilot events. Finally, dedicated funding strategies, including pursuit of federal, state, and local grants and a re-established internal Environmental Grant Program, ensure that staff throughout the organization have both the direction and the resources to carry these operational improvements forward. Together these efforts reduce the District's environmental footprint while also giving staff, vendors, and park users a visible, everyday demonstration of the District's sustainability commitment, one that builds trust and reinforces the culture of stewardship the plan is meant to create.

Focus Areas

STAFF

This focus area ensures District employees are equipped and informed to carry out sustainable operations safely and effectively. Staff engaged in activities such as chemical handling, exhaust exposure, cleaning, or welding are provided appropriate personal protective equipment and ventilation, and work environments are designed to allow control over lighting and thermal comfort where possible. Rotating membership on the District's environmental team broadens exposure to sustainability practices across departments, while an onboarding slideshow and ongoing staff trainings keep environmental awareness current for both new hires and existing employees.

SUSTAINABLE OPERATIONAL POLICY

This focus area covers the administrative and purchasing decisions that shape the District's day to day environmental impact. Catering and concessions guidance addresses packaging and food waste at events, anti-idling signage and staff encouragement reduce vehicle emissions at drop-offs and facilities, and reduced vehicle use on Ozone Action Days limits emissions during periods of poor air quality. Green purchasing standards prioritize low toxicity, recycled content, and locally sourced products across District operations, vendor sustainability requirements extend these standards to contracted services and events, and dedicated efforts to reduce single-use plastics and paper usage, through digital workflows, double-sided printing, and electronic communication, cut waste at its source.

WASTE AND MATERIALS MANAGEMENT

This focus area addresses how the District measures, reduces, and diverts waste across its facilities and programming. Waste audits at high volume facilities identify specific opportunities for reuse, donation, and diversion, while expanded recycling infrastructure, clearly labeled bins, and vendor education support proper sorting at parks, facilities, and events. Community and parks composting programs, including infrastructure at Park Services, The Grove, the Golf Courses, and Wagner Farm, extend diversion efforts to food and green waste, and the District's "Goal: Zero Waste" campaign, including a pilot event at Air Station Prairie, builds public awareness and participation around packing out and minimizing waste.

ENVIRONMENTAL SUSTAINABILITY PLAN STRATEGIC ROADMAP

FUNDING

This focus area ensures the District has the financial resources to carry out its operational sustainability goals. The District will pursue sustainability focused grants at the federal, state, and local levels to support environmental initiatives and land acquisitions, and will dedicate capital and operating funds specifically to green initiatives. Re-establishing the Glenview Park District In-House Environmental Grant Program gives staff a direct path to propose and implement their own sustainable ideas, reinforcing that operational improvement is not limited to leadership but is a District wide responsibility.

Supporting Policies & Reference Documents

Environmental policy, Anti-idling Policy, Wagner Farm Master Plan, Grove Master Plan

OPERATIONS (O)

GOALS	STRATEGIES	ACTION STEPS	PRIORITY SCORE	CO-BENEFITS
O.1: Staff	O.1.1: Ensure employee safety and well-being	O.1.1.1: Provide Personal protective equipment (PPE) and ventilation to employees engaged in activities such as the handling of chemicals, exposure to exhaust, cleaning products, welding, etc.		
		O.1.1.2: Provide employees adjustable ergonomic work environments and to the greatest extent possible, the ability to control lighting and thermal comfort		
	O.1.2: Environmental team	O.1.2.1: Evaluate team composition and consider some rotating members to provide additional exposure to sustainability amongst the staff		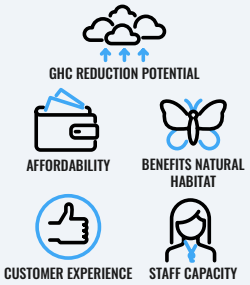
	O.1.3: Staff sustainability trainings and onboarding	O.1.3.1: Develop an Environmental slide show for new hires to view during the onboarding process and ongoing staff trainings in key sustainability topics		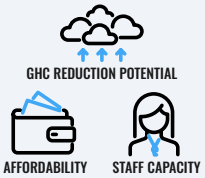

ENVIRONMENTAL SUSTAINABILITY PLAN STRATEGIC ROADMAP

GOALS	STRATEGIES	ACTION STEPS	PRIORITY SCORE	CO-BENEFITS
O.2: Sustainable Operational Policy	O.2.1: Catering and concessions practices / standards	O.2.1.1: Provide education and recommendations to both staff and the public on catering events on Park District property to help mitigate waste from packaging and excess food as they develop	2	GHC REDUCTION POTENTIAL; AFFORDABILITY; BENEFITS NATURAL HABITAT; CUSTOMER EXPERIENCE
	O.2.2: Anti-idling	O.2.2.1: Maintain and increase the number of Anti-idling signage within the Park District O.2.2.2: Encourage staff to promote anti-idling among patrons, bus and transport drop off, vendors, etc.	2	GHC REDUCTION POTENTIAL; AFFORDABILITY; BENEFITS NATURAL HABITAT
	O.2.3: Ozone action days	O.2.3.1: When possible, limit the use, and refueling, of Park District vehicles and equipment during Ozone Action days, or when the Air Quality Index reaches unhealthy levels. Adjust workload tasks on these days to prioritize activities that avoid vehicle or non-mobile emissions	1	GHC REDUCTION POTENTIAL; AFFORDABILITY; BENEFITS NATURAL HABITAT; CUSTOMER EXPERIENCE
	O.2.4: Green purchasing/bidding guidance	O.2.4.1: Standardize guidance criteria District-wide to select products/services with: minimal packaging, recycled content, ENERGY STAR rated appliances, Low VOC furnishings, and low toxicity cleaning products), renewable resource content, setting a minimum of post-consumer recycled content, sourcing local products/services, soy-based printing ink. O.2.4.2: Generate prioritized lists of products or vendors for environmentally friendly items, especially for those items ordered regularly; Consider adding standard language to standard RFPs/solicitations for green preferencing	1	GHC REDUCTION POTENTIAL; AFFORDABILITY; BENEFITS NATURAL HABITAT; CUSTOMER EXPERIENCE; STAFF CAPACITY
	O.2.5: Vendor Sustainability	O.2.5.1: Create a policy for vendor sustainability (specific event and food service guidelines including compostable/ recyclable serviceware; green certifications for vendors, etc.) O.2.5.2: Give preference to vendors that have sustainability policies and/or are working to minimize the impact of their own internal operations and contracted work	2	GHC REDUCTION POTENTIAL; CUSTOMER EXPERIENCE
	O.2.6: Green cleaning	O.2.6.1: Use environmentally-preferred and healthy cleaning products whenever possible	2	AFFORDABILITY; BENEFITS NATURAL HABITAT; CUSTOMER EXPERIENCE; STAFF CAPACITY

ENVIRONMENTAL SUSTAINABILITY PLAN STRATEGIC ROADMAP

GOALS	STRATEGIES	ACTION STEPS	PRIORITY SCORE	CO-BENEFITS
O.2: Sustainable Operational Policy	O.2.7: Reduce usage of problematic materials and plastics	O.2.7.1: Identify problematic materials currently in use/ present at parks and facilities	2	GHC REDUCTION POTENTIAL, BENEFITS NATURAL HABITAT
		O.2.7.2: Remove single-use products and plastics from parks and facilities wherever possible through creating standards to promote and encourage minimization of single-use products		
	O.2.8: Reduce paper usage	O.2.8.1: Establish initiatives to reduce paper usage across operations by transitioning to digital workflows (e.g. PDFs), promoting double-sided printing, and encouraging the use of electronic communication and document storage	1	GHC REDUCTION POTENTIAL, AFFORDABILITY, BENEFITS NATURAL HABITAT, CUSTOMER EXPERIENCE, STAFF CAPACITY
O.3: Waste and Materials Management	O.3.1: Waste audits	O.3.1.1: Conduct a waste audit of key facilities and operations generating the most waste. Identify list of specific recommendations by facility, event or district-wide to guide education, specific reuse/donation/diversion programs, vendor and serviceware standards, and other programming	3	
	O.3.2: Increase recycling programs	O.3.2.1: Support the education needs trainings/policies/ signage, requiring concessionaires to minimize use of disposable products and offer recycling, and recycling guidance per manufacturer labels	2	GHC REDUCTION POTENTIAL, AFFORDABILITY, BENEFITS NATURAL HABITAT, CUSTOMER EXPERIENCE, STAFF CAPACITY
		O.3.2.2: Provide recycling bins in all parks and facilities and provide the infrastructure for proper recycling		
	O.3.3: Community Composting program	O.3.3.1: Support park-wide compost education	3	BENEFITS NATURAL HABITAT, CUSTOMER EXPERIENCE, STAFF CAPACITY
		O.3.3.2: Provide the infrastructure for district facilities (more green waste, brush, grass, farm, etc.) at Park Services, The Grove, the Golf Courses, and Wagner Farm		
	O.3.4: Parks composting program	O.3.4.1: Provide the infrastructure for at least 1 community composting pick-up location with a focus on food waste	3	CUSTOMER EXPERIENCE

ENVIRONMENTAL SUSTAINABILITY PLAN STRATEGIC ROADMAP

GOALS	STRATEGIES	ACTION STEPS	PRIORITY SCORE	CO-BENEFITS
O.3: Waste and Materials Management	O.3.5: "Goal: Zero Waste" campaign	O.3.5.1: Engage and educate the community on the "pack it in, pack it out" campaign	2	GHC REDUCTION POTENTIAL; BENEFITS NATURAL HABITAT; CUSTOMER EXPERIENCE
		O.3.5.2: Support education specific to zero waste promoting as overall concept		
		O.3.5.3: Plan and execute pilot zero waste event at Air Station Prairie		
O.4: Funding	O.4.1: Pursue sustainability-focused grants at the federal, state and local levels	O.4.1.1: Apply for grants to fund environmental initiatives and land acquisitions	1	GHC REDUCTION POTENTIAL; AFFORDABILITY; BENEFITS NATURAL HABITAT; CUSTOMER EXPERIENCE; STAFF CAPACITY
	O.4.2: Allocate funds for green initiatives	O.4.2.1: Dedicate capital and operations funding towards internal sustainability efforts and the achievement of environmental goals. Re-establish and promote Glenview Park District In-House Environmental Grant Program for staff to get a sustainable idea implemented	1	GHC REDUCTION POTENTIAL; AFFORDABILITY; BENEFITS NATURAL HABITAT; CUSTOMER EXPERIENCE; STAFF CAPACITY

COMMUNITY ENGAGEMENT & PARTNERSHIPS

DEFINITION Sustainability education through programming, social media platforms, and the Park District website. Partnering with community groups can magnify the Park District's impact around encouraging sustainable-thinking and behaviors within the community to reduce individual climate and environmental impacts and promote the benefits of the Park District.

Importance, Benefits and Impacts

The Park District's own operations account for only part of Glenview's environmental footprint. The rest depends on the daily choices of the residents who visit its 26 parks, 12 major facilities, and more than 20 miles of trails, and on the strength of the organizations the District works alongside. Community Engagement and Partnerships is where the District extends its impact beyond what it directly controls, using education, programming, and collaboration to shift behavior across the broader community and to multiply its own efforts through the resources and reach of partner organizations. Unlike the operational and land management strategies elsewhere in this plan, success here is measured as much by participation, awareness, and trust as by any single environmental metric, making this category essential to sustaining the plan's momentum over time.

Strategies in this category start with education, delivering sustainability content through social media campaigns, QR codes, workshops, and the District website on topics ranging from native plants and home composting to zero waste practices, paired with clearly labeled recycling and waste stations and targeted recycling education at concessions and events. Programs and events translate that education into action, using community waste reduction drives, reuse opportunities such as an annual sports equipment swap, and vendor coordination at events to reduce landfill bound waste. Community partnerships extend the District's reach further still, building on existing relationships with organizations such as Greener Glenview and the Village of Glenview to share knowledge, coordinate initiatives, and explore new collaborations around policy, events, and cross-promotion, while community volunteers support land stewardship, service projects, and environmental education programs such as 4-H. Together these efforts help residents translate District wide sustainability goals into individual action, and they build the kind of visible, ongoing relationship between the Park District and the community that improves satisfaction, reinforces environmental progress achieved elsewhere in the plan, and strengthens public trust in the District as a whole.

Focus Areas

EDUCATION

This focus area builds community awareness of sustainability topics through accessible, ongoing programming. Educational content, delivered through social media campaigns, QR codes, workshops, and other engagement formats, covers a range of topics including native plants, gardening, home composting, and zero waste opportunities. Recycling specific education supports this work through website resources, clearly marked and color coded waste stations across park facilities, and vendor and public facing guidance at concessions and community events, ensuring residents know not just why to participate in sustainable practices but exactly how to do so.

PROGRAMS AND EVENTS

This focus area turns community awareness into direct participation. Waste reduction drives and diversion programs coordinated with community groups give residents concrete opportunities to reduce landfill waste, while recurring initiatives such as an annual sports equipment swap create ongoing, low barrier ways to reuse and recycle limited use materials. Working with event organizers and vendors to reduce hard to recycle materials over time extends these efforts into the District's programming and events calendar, keeping sustainability visible at the moments when the community engages with the Park District most directly.

COMMUNITY PARTNERSHIPS

This focus area magnifies the District's impact by working alongside organizations that share its sustainability goals. Continued collaboration with the Village of Glenview and community groups such as Greener Glenview supports knowledge sharing, policy alignment, and coordinated events, while the District remains open to new partnerships that create additional avenues for cross-promotion and joint initiative. These relationships allow the District to extend its reach and resources well beyond what it could accomplish independently, reinforcing sustainability as a shared community effort rather than a District only initiative.

ENVIRONMENTAL SUSTAINABILITY PLAN STRATEGIC ROADMAP

Supporting Policies & Reference Documents

Environmental policy, Wagner Farm Master Plan, Grove Master Plan

COMMUNITY ENGAGEMENT & PARTNERSHIPS (CEP)

GOALS	STRATEGIES	ACTION STEPS	PRIORITY SCORE	CO-BENEFITS
CEP.1: Education	CEP.1.1: Educate Park District users on relevant sustainability topics	CEP.1.1.1: Create educational programming that includes social media campaigns, QR codes, workshops and other modes of engagement. Include a focus on a variety of sustainability topics (e.g., native plants, gardening, staying active, zero waste opportunities for the home, starting a home compost, etc.)	2	GHC REDUCTION POTENTIAL; AFFORDABILITY; BENEFITS NATURAL HABITAT; CUSTOMER EXPERIENCE
	CEP.1.2: Recycling education and engagement	CEP.1.2.1: Provide resources on the District website for residents to learn about how to manage waste and where to recycle		
		CEP.1.2.2: Provide clearly marked, labeled and color coded 2-bin or 3-bin zero waste stations throughout all park facilities. Install signage and bin labels to identify materials accepted in each recycling, organics, and landfill (waste) streams	2	CUSTOMER EXPERIENCE
		CEP.1.2.3: Provide vendor and public facing recycling education at Park concessions and for all special events and community gatherings		
	CEP.1.3: Coordinate with local environmental organizations	CEP.1.3.1: Collaborate with local agencies including Greener Glenview and other local organizations on their environmental efforts to encourage knowledge-sharing and create positive partnerships	1	GHC REDUCTION POTENTIAL; AFFORDABILITY; BENEFITS NATURAL HABITAT; CUSTOMER EXPERIENCE; STAFF CAPACITY
	CEP.1.4: Engage community volunteers	CEP.1.4.1: Utilize community volunteers support the District in a variety of ways including service projects, land stewardship, 4-H, and environmental education programs	1	GHC REDUCTION POTENTIAL; AFFORDABILITY; BENEFITS NATURAL HABITAT; CUSTOMER EXPERIENCE; STAFF CAPACITY

ENVIRONMENTAL SUSTAINABILITY PLAN STRATEGIC ROADMAP

GOALS	STRATEGIES	ACTION STEPS	PRIORITY SCORE	CO-BENEFITS
CEP.2: Programs and Events	CEP.2.1: Community waste reduction and education events	CEP.2.1.1: Coordinate with community groups to hold waste reduction drive and other specific waste diversion programs to inspire an environmental ethic and minimize community landfill waste		
		CEP.2.1.2: Continue and promote unique opportunities for reuse or recycling of one-time or limited use materials such as annual sports equipment swap		
		CEP.2.1.3: Utilize vendor guideline and requirements to reduce non-recyclable waste. Coordinate with event organizers and vendors to reduce hard to recycle materials over time		
CEP.3: Community Partnerships	CEP.3.1: Partner with key community organizations	CEP.3.1.1: Continue partnerships with the Village of Glenview and key community groups and explore new partnerships to explore ways to partner around sustainability initiatives from sharing policy ideas, collaborating on events, cross marketing, and other opportunities.		

GLENVIEW PARK DISTRICT

ENVIRONMENTAL
SUSTAINABILITY PLAN
&
TACTICAL
SUSTAINABILITY PLAN

IMPLEMENTATION PLAN





IMPLEMENTATION PLAN

This section explains how the Park District will move from goals and strategies to action. Not every strategy will happen right away. Some are already underway as everyday practice, and others will take years of planning, funding and staff time to complete. This section lays out how actions get prioritized, sequenced, and funded over time.

IMPLEMENTATION METHODOLOGY

Each action in this plan is tracked with a goal, strategy, action step, timeframe, lead department, and an estimate of cost and staff time. Cost and staff time are shown using a simple scale rather than exact dollar figures, since many of these actions are still early in planning.

COST ESTIMATES ARE DEFINED AS:

- hundres
- thousans
- tens of thousands
- hundreds of thousands

STAFF ESTIMATES ARE DEFINED AS:

- Full time equivalent
- 2 Full time equivalent
- 3 Full time equivalent
- 4 Full time equivalent

TIMEFRAMES ARE DEFINED AS:

- Short term: > 1 year
- Medium term: 2 - 4 years
- Long term: 4+ years
- Ongoing: already an established practice at the Park District

PRIORITIZATION CRITERIA

Every action will be scored using a prioritization matrix, included as Appendix 2, to help determine what gets tackled first. This process is still underway with GPD staff, so priority scores throughout this plan are currently placeholders.

The matrix scores each action against five co-benefit categories: GHG reduction potential, affordability, benefits to natural habitats, customer experience, and staff capacity. Each category is weighted, and together they produce a priority score for every action. That score is meant as a guide rather than a strict rule. Staff judgment, grant deadlines, and equipment or infrastructure needs will still shape the actual order of work.

The full scoring and weighting for each action can be found in Appendix II.

STRATEGIES BY PHASE

To guide implementation in a manageable and strategic way, the goals and strategies in this plan are organized into phases based on the timeframes already used throughout the Tracker: Short Term (less than 1 year), Medium Term (2 to 4 years), and Long Term (more than 4 years), alongside actions marked Ongoing that reflect existing operational practice.

This phased approach ensures that early efforts focus on formalizing and strengthening what the Park District already does well, while later phases take on larger or more resource intensive initiatives once staffing, data, and funding are in place. The Short Term period is where standards, tracking systems, and baseline data get established, building the foundation for consistent progress reporting. Medium Term efforts build on that foundation, expanding programs and taking on projects that require more coordination, staff time, or capital investment. Long Term actions complete the transition toward fuller integration of sustainability practices across Park District operations, emphasizing continuous improvement rather than one time projects.

FUNDING THE PLAN

Funding for this plan will be carried out by the Park District. Actions will draw on a mix of sources depending on their cost and type. Lower cost, ongoing actions are generally covered within existing operating budgets and current staffing. Larger capital projects will rely more heavily on outside funding, including state grants, utility rebates, and regional partnerships.

Recommendations include pursuing relevant Illinois state grant and incentive programs as actions move into planning, such as:

- Illinois Natural Areas Stewardship Grant Program (IDNR), funded through the Natural Areas Acquisition Fund, supporting acquisition, protection, and stewardship of natural areas.
- IDNR Urban and Community Forestry Grant Program, a 50/50 cost share reimbursement for tree inventories and Urban Forest Management Plan development.
- Open Space Lands Acquisition and Development (OSLAD) Grant Program (IDNR), a matching grant of up to 50 percent for acquisition or development of public parks and outdoor recreation land.
- Illinois EPA Green Infrastructure Grant Opportunities (GIGO), reimbursing 75 to 85 percent of costs for green infrastructure such as bioswales, permeable pavement, and wetland restoration.
- Illinois Solar for All: Non-Profit and Public Facilities Sub-Program, offering solar project support for public facilities in qualifying communities.
- IDNR Park and Recreational Facility Construction (PARC) Grant Program, covering 75 to 90 percent of costs for construction, renovation, and land acquisition tied to park and recreation facilities.

- IDNR Land and Water Conservation Fund (LWCF) Grant Program, a federally financed matching grant of up to 50 percent for acquisition of land for public outdoor park, recreation, or conservation purposes.
- DCEO Public Sector Energy Efficiency Program, part of the Illinois Energy Now portfolio, provides incentives for local governments to improve the energy efficiency of public facilities through measures such as lighting, HVAC, and building controls.
- ComEd Green Region Grant Program, administered by Openlands, supporting planning, acquisition, and improvement projects for open space, natural areas, and recreation resources.

As actions move from planning into execution, Park District staff will confirm eligibility, application windows, and match requirements for each program, and funding sources will be documented alongside the action in the Tracker.

GLENVIEW PARK DISTRICT

ENVIRONMENTAL
SUSTAINABILITY PLAN
&
TACTICAL
SUSTAINABILITY PLAN

PARK USER GUIDE



PARK USER GUIDE

Sustainability at the Park District isn't just a staff effort. Park users, residents, and local businesses all play a role, whether through everyday habits or hands-on involvement. This section offers practical ways to get involved and support the work outlined in this plan.

HOW PARK USERS CAN SUPPORT THE PLAN

The Park District already offers ongoing environmental education at The Grove and the Tyner Center, including school trips, camps, and scout programs, along with recycling and waste reduction resources on the District website. Park users can build on these existing efforts simply by taking part: attending a program, following posted recycling guidance at parks and facilities, or joining one of the District's community events.

LOCAL AND REGIONAL ORGANIZATIONS TO JOIN OR SUPPORT

The Park District already partners with a number of local and regional organizations, and encourages residents and businesses to get involved with them directly:

GREENER GLENVIEW, including the annual Village of Glenview Sustainability Award and the community sports equipment swap.

GLENVIEW TREEKEEPERS, who support tree information and signage efforts at Gallery Park.

NORTH BRANCH RESTORATION, a partner in habitat restoration work.

GLENBROOK SOUTH ENVIRONMENTAL TEAM AND GBS KEY CLUB, student-led environmental groups.

OAKTON COMMUNITY COLLEGE ENVIRONMENTAL CLUB.

ILLINOIS NATURAL HISTORY SURVEY, currently conducting a wildlife study of turtles, bats, and Kirtland snakes at The Grove, Community Park West, and Indian Ridge Park.

STEPS PARK USERS AND BUSINESSES CAN TAKE

A few ways to get involved:

- Use marked recycling, organics, and landfill bins correctly at parks and facilities.
- Join a restoration workday or volunteer service project, offered on a monthly basis for land stewardship and native planting.
- Take part in community waste reduction events such as the sports equipment swap, Christmas tree chipping, or Prairie Fest at the Tyner Center.
- Businesses can explore partnership opportunities with the District, following the model of collaborations like the one with Abt Electronics.

WORKING TOGETHER FOR A SUSTAINABLE GLENVIEW PARK DISTRICT

The Park District can set the direction, but lasting progress depends on the community. Through the Village of Glenview partnership, the Greenest Region Compact, and the many local organizations and volunteers already involved, sustainability at the Park District is a shared effort. Everyone who uses these parks has a role to play in keeping them healthy for years to come.

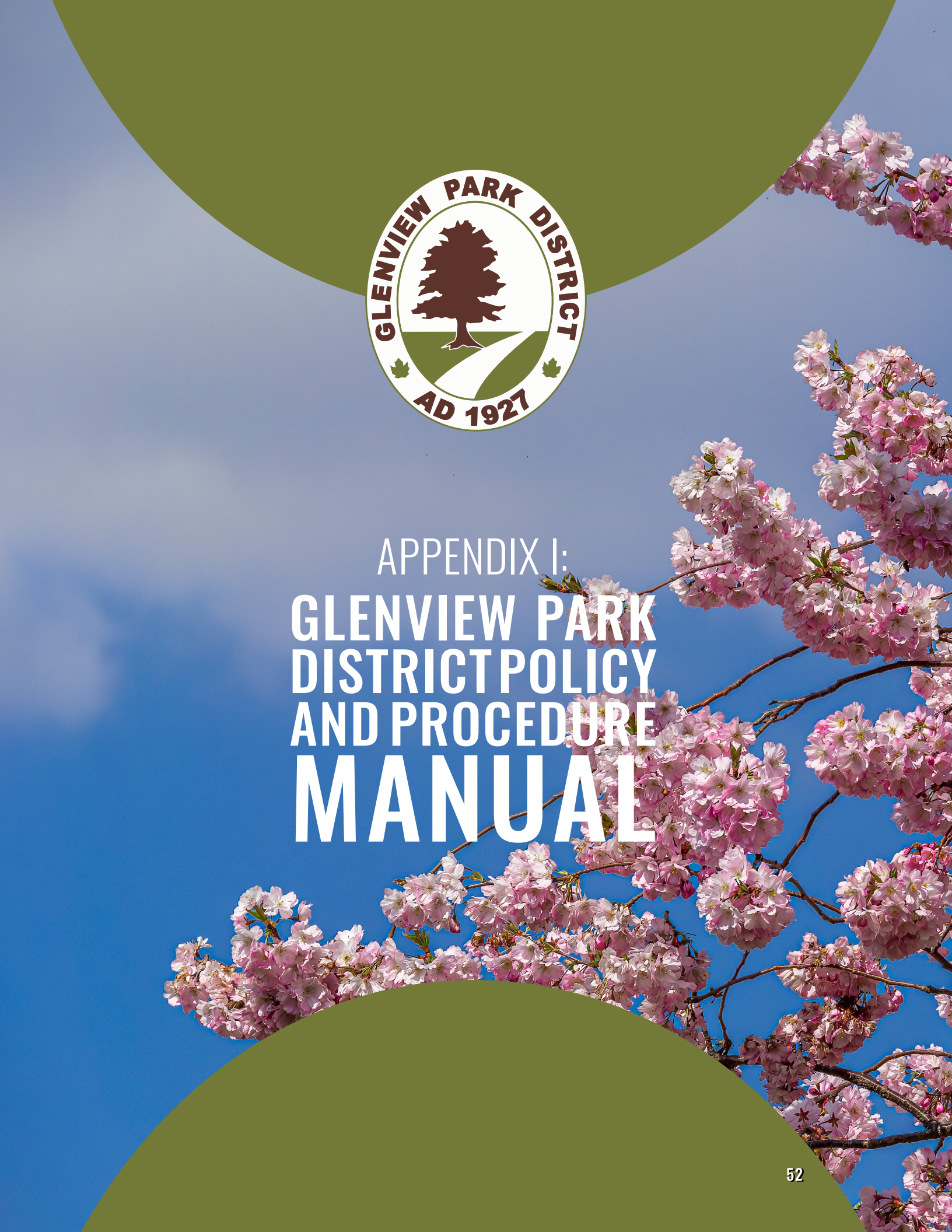

APPENDIX I:

GLENVIEW PARK DISTRICT POLICY AND PROCEDURE MANUAL

APPENDIX I:
GLENVIEW PARK DISTRICT POLICY AND PROCEDURE MANUAL

SECTION 10 – ENVIRONMENTAL

Environmental Policy	10.01

Adopted by Glenview Park Board of Commissioners, August 28, 2008 and revised and renumbered on September 20, 2018.

PURPOSE:

To establish guidelines under which the Glenview Park District will operate in order to sustain and protect the environment.

BACKGROUND:

The Glenview Park District is committed to providing its services in a manner that meets the needs of the community while sustaining and protecting the environment. This will be accomplished through:

- Pollution prevention
- Energy and water conservation
- Resource sustainability
- Use of environmentally safe and sensitive products
- Open space preservation and planning
- Protection and wise use of air, water, soil and wildlife
- Natural area enhancement
- Invasive species management
- Partnerships with other agencies
- Community outreach and educational programming
- Complying with or exceeding environmental regulations
- Environmental education and interpretation opportunities

To achieve these goals, the Glenview Park District has implemented an Environmental Management System (EMS) that promotes environmental awareness to both employees and residents and aids in the continuous improvement of environmental performance.

This policy will apply to all Glenview Park District employees, volunteers, contractors, and vendors.

ENVIRONMENTAL GUIDING PRINCIPLES

Do No Harm

Make no changes that will degrade the surrounding environment. Promote projects that occur where there has been previous disturbance or development that presents an opportunity to regenerate ecosystem services through sustainable design.

Precautionary Principle

Be cautious in making decisions that could create risk to human and environmental health. Some actions can cause irreversible damage. Examine a full range of alternatives—including no action—and be open to input from all affected parties.

Design with Nature and Culture

Create and implement designs that are responsive to economic, environmental, and cultural conditions with respect to the local, regional, and global context.

Use a Decision-Making Hierarchy of Preservation, Conservation, and Regeneration

Maximize and mimic the benefits of ecosystem services by preserving existing environmental features, conserving resources in a sustainable manner, and regenerating lost or damaged ecosystem services.

Provide Regenerative Systems as Intergenerational Equity

Provide future generations with a sustainable environment supported by regenerative systems and endowed with regenerative resources.

Support a Living Process

Continuously re-evaluate assumptions and values and adapt to demographic and environmental change.

Use a Systems Thinking Approach

Understand and value the relationships in an ecosystem and use an approach that reflects and sustains ecosystem services; re-establish the integral and essential relationship between natural processes and human activity.

Use a Collaborative and Ethical Approach

Encourage direct and open communication among employees, patrons, contractors and vendors to link long-term sustainability with ethical responsibility.

Maintain Integrity in Leadership and Research

Implement transparent and participatory leadership, develop research with technical rigor, and communicate new findings in a clear, consistent, and timely manner.

Reduction and Handling of Waste

Strive to increase recycling, and reduce the amount of waste generated within the District. Tracking the amount of waste our organization generates provides the key foundation for a successful waste reduction program, an opportunity to improve our organization's sustainability, prevent greenhouse gas emissions and reduce costs.

Adapted from: The Sustainable Sites Initiative, 2007 "Preliminary Report on the Standards and Guidelines." J:\Manuals\Policy Manual\Section 10-Environmental\DRAFT 10.01 Environmental Policy.doc



APPENDIX II:
PRIORITIZATION MATRIX

APPENDIX II: **PRIORITIZATION MATRIX**

FOCUS AREA	STRATEGY	GHG REDUCTION POTENTIAL (HIGH/ MEDIUM/LOW)	AFFORDABILITY (HIGH = VERY AFFORDABLE)	BENEFITS NATURAL HABITATS	CUSTOMER EXPERIENCE	STAFF CAPACITY	RESULT	PRIORITY SCORE
COMMUNITY ENGAGEMENT & PARTNERSHIPS	CEP.1.3: COORDINATE WITH LOCAL ENVIRONMENTAL ORGANIZATIONS	HIGH	HIGH	HIGH	HIGH	LOW	1.00	1
COMMUNITY ENGAGEMENT & PARTNERSHIPS	CEP.1.4: ENGAGE COMMUNITY VOLUNTEERS	HIGH	HIGH	HIGH	HIGH	LOW	1.00	1
OPERATIONS	O.1.2: ENVIRONMENTAL TEAM	HIGH	HIGH	HIGH	HIGH	LOW	1.00	1
OPERATIONS	O.2.3: OZONE ACTION DAYS	HIGH	HIGH	HIGH	HIGH	LOW	1.00	1
OPERATIONS	O.2.4: GREEN PURCHASING/BIDDING GUIDANCE	HIGH	HIGH	HIGH	HIGH	LOW	1.00	1
OPERATIONS	O.2.8: REDUCE PAPER USAGE	HIGH	HIGH	HIGH	HIGH	LOW	1.00	1
OPERATIONS	O.4.1: PURSUE SUSTAINABILITY-FOCUSED GRANTS AT THE FEDERAL, STATE AND LOCAL LEVELS	HIGH	HIGH	HIGH	HIGH	LOW	1.00	1
OPERATIONS	O.4.2: ALLOCATE FUNDS FOR GREEN INITIATIVES	HIGH	HIGH	HIGH	HIGH	LOW	1.00	1
ASSET MANAGEMENT & RESOURCE CONSERVATION	AMRC.3.1: REGULARLY MAINTAIN EQUIPMENT	LOW	HIGH	HIGH	MEDIUM	LOW	0.70	2
ASSET MANAGEMENT & RESOURCE CONSERVATION	AMRC.4.1: ELECTRIC VEHICLE CHARGING STATIONS	HIGH	MEDIUM	HIGH	HIGH	LOW	0.90	2
ASSET MANAGEMENT & RESOURCE CONSERVATION	AMRC.5.3: NO COAL TAR	HIGH	MEDIUM	HIGH	MEDIUM	MEDIUM	0.70	2
COMMUNITY ENGAGEMENT & PARTNERSHIPS	CEP.1.1: EDUCATE PARK DISTRICT USERS ON RELEVANT SUSTAINABILITY TOPICS	HIGH	HIGH	HIGH	HIGH	MEDIUM	0.90	2
COMMUNITY ENGAGEMENT & PARTNERSHIPS	CEP.2.1: COMMUNITY WASTE REDUCTION AND EDUCATION EVENTS	MEDIUM	HIGH	HIGH	HIGH	LOW	0.90	2
COMMUNITY ENGAGEMENT & PARTNERSHIPS	CEP.3.1: PARTNER WITH KEY COMMUNITY ORGANIZATIONS	MEDIUM	HIGH	MEDIUM	HIGH	LOW	0.80	2

APPENDIX II: **PRIORITIZATION MATRIX**

FOCUS AREA	STRATEGY	GHG REDUCTION POTENTIAL (HIGH/ MEDIUM/LOW)	AFFORDABILITY (HIGH = VERY AFFORDABLE)	BENEFITS NATURAL HABITATS	CUSTOMER EXPERIENCE	STAFF CAPACITY	RESULT	PRIORITY SCORE
LAND MANAGEMENT	LM.1.1: SUSTAINABLY PRESERVE AND RESTORE # ACRES OF EXISTING PARK LANDS, NATIVE AREAS, AND OPEN SPACE	MEDIUM	HIGH	HIGH	HIGH	MEDIUM	0.80	2
LAND MANAGEMENT	LM.1.2: ACQUIRE OR CONVERT # ACRES TO OPEN SPACE OR NATURAL AREAS BY 2030	HIGH	MEDIUM	HIGH	HIGH	MEDIUM	0.80	2
LAND MANAGEMENT	LM.1.3: PROACTIVELY MANAGE TREE REPLACEMENT AND PLANTING PROGRAM TO ACHIEVE 300 NEW TREE PLANTINGS ANNUALLY AND ALIGN WITH URBAN FOREST MANAGEMENT PLAN TO SUPPORT 37% TREE CANOPY COVERAGE BY 2032	HIGH	HIGH	HIGH	HIGH	MEDIUM	0.90	2
LAND MANAGEMENT	LM2.3: REGENERATIVE FARMING AT WAGNER FARM THROUGH INNOVATIVE TECHNOLOGIES AND CHEMICAL INPUTS	HIGH	HIGH	HIGH	MEDIUM	MEDIUM	0.80	2
LAND MANAGEMENT	LM.3.1: GIVE PREFERENCE TO BUTTERFLY AND POLLINATOR PLANTINGS WHENEVER POSSIBLE	MEDIUM	HIGH	HIGH	HIGH	LOW	0.90	2
LAND MANAGEMENT	LM.3.2: MANAGE AREAS WITH BIRD / ANIMAL SHELTERS WHENEVER POSSIBLE	LOW	HIGH	HIGH	HIGH	LOW	0.80	2
OPERATIONS	O.1.3: STAFF SUSTAINABILITY TRAININGS AND ONBOARDING	HIGH	HIGH	MEDIUM	MEDIUM	LOW	0.80	2
OPERATIONS	O.2.1: CATERING AND CONCESSIONS PRACTICES / STANDARDS	HIGH	HIGH	HIGH	HIGH	MEDIUM	0.90	2
OPERATIONS	O.2.2: ANTI-IDLING	HIGH	HIGH	HIGH	MEDIUM	MEDIUM	0.80	2
OPERATIONS	O.2.5: VENDOR SUSTAINABILITY	HIGH	MEDIUM	HIGH	HIGH	MEDIUM	0.80	2
OPERATIONS	O.2.6: GREEN CLEANING	MEDIUM	HIGH	HIGH	HIGH	LOW	0.90	2
OPERATIONS	O.2.7: REDUCE USAGE OF PROBLEMATIC MATERIALS AND PLASTICS	HIGH	MEDIUM	HIGH	MEDIUM	MEDIUM	0.70	2
OPERATIONS	O.3.5: “GOAL: ZERO WASTE” CAMPAIGN	HIGH	MEDIUM	HIGH	HIGH	MEDIUM	0.80	2
OPERATIONS		HIGH	MEDIUM	HIGH	HIGH	LOW	0.90	2
ASSET MANAGEMENT & RESOURCE CONSERVATION	AMRC.1.1: DEVELOP A PARK DISTRICT SPECIFIC ENERGY USAGE TRACKING SYSTEM BY 2028	HIGH	MEDIUM	MEDIUM	LOW	HIGH	0.40	3
ASSET MANAGEMENT & RESOURCE CONSERVATION	AMRC.1.2: CONDUCT ENERGY AUDITS FOR ALL PARK DISTRICT BUILDINGS	HIGH	HIGH	HIGH	LOW	HIGH	0.60	3
ASSET MANAGEMENT & RESOURCE CONSERVATION	AMRC.2.1: TRACK WATER USAGE	HIGH	LOW	HIGH	LOW	HIGH	0.40	3
ASSET MANAGEMENT & RESOURCE CONSERVATION	AMRC.2.2: EXPAND WATER CONSERVATION PRACTICES WHENEVER POSSIBLE	LOW	MEDIUM	LOW	LOW	MEDIUM	0.20	3
ASSET MANAGEMENT & RESOURCE CONSERVATION	AMRC.2.3: WATER COLLECTION / REUSE OPPORTUNITIES THROUGH RAIN GARDENS, BIOSWALES, ETC.	LOW	HIGH	HIGH	MEDIUM	MEDIUM	0.60	3

APPENDIX II: **PRIORITIZATION MATRIX**

FOCUS AREA	STRATEGY	GHG REDUCTION POTENTIAL (HIGH/ MEDIUM/LOW)	AFFORDABILITY (HIGH = VERY AFFORDABLE)	BENEFITS NATURAL HABITATS	CUSTOMER EXPERIENCE	STAFF CAPACITY	RESULT	PRIORITY SCORE
ASSET MANAGEMENT & RESOURCE CONSERVATION	AMRC.3.2: EV MACHINERY / FLEET / MOWERS	MEDIUM	MEDIUM	LOW	MEDIUM	LOW	0.50	3
ASSET MANAGEMENT & RESOURCE CONSERVATION	AMRC.4.2: BIRD SAFE BUILDINGS	HIGH	LOW	MEDIUM	HIGH	HIGH	0.50	3
ASSET MANAGEMENT & RESOURCE CONSERVATION	AMRC.4.3: LEDS	LOW	MEDIUM	HIGH	MEDIUM	MEDIUM	0.50	3
ASSET MANAGEMENT & RESOURCE CONSERVATION	AMRC.4.4: DARK SKY COMPLIANT FIXTURES	MEDIUM	HIGH	LOW	LOW	LOW	0.50	3
ASSET MANAGEMENT & RESOURCE CONSERVATION	AMRC.4.5: GEOTHERMAL	LOW	MEDIUM	HIGH	MEDIUM	MEDIUM	0.50	3
ASSET MANAGEMENT & RESOURCE CONSERVATION	AMRC.4.6: RENEWABLE ENERGY	HIGH	LOW	MEDIUM	LOW	HIGH	0.30	3
ASSET MANAGEMENT & RESOURCE CONSERVATION	AMRC.4.7: INCREASE THE NUMBER OF INSTALLED WATER BOTTLE FILLERS	HIGH	LOW	MEDIUM	LOW	HIGH	0.30	3
ASSET MANAGEMENT & RESOURCE CONSERVATION	AMRC.4.8: TENNIS BALL RECHARGER & LONGER LASTING BALLS	MEDIUM	MEDIUM	MEDIUM	HIGH	MEDIUM	0.60	3
ASSET MANAGEMENT & RESOURCE CONSERVATION	AMRC.5.1: SUSTAINABLE DESIGN & CONSTRUCTION STANDARDS	MEDIUM	MEDIUM	MEDIUM	MEDIUM	LOW	0.60	3
ASSET MANAGEMENT & RESOURCE CONSERVATION	AMRC.5.2: GREEN BUILDING, SITE, AND OPERATIONS CERTIFICATIONS	MEDIUM	LOW	HIGH	MEDIUM	HIGH	0.40	3
COMMUNITY ENGAGEMENT & PARTNERSHIPS	CEP.1.2: RECYCLING EDUCATION AND ENGAGEMENT	MEDIUM	MEDIUM	MEDIUM	HIGH	MEDIUM	0.60	3
LAND MANAGEMENT	LM.2.1: INTEGRATED PEST MANAGEMENT (IPM) / CHEMICAL MANAGEMENT USING LEAST TOXIC MATERIALS WHENEVER POSSIBLE	HIGH	HIGH	LOW	LOW	LOW	0.60	3
LAND MANAGEMENT	LM2.2: PRESCRIBED BURNS THAT ALIGNS AND COMPLIES WITH THE ANNUAL PRESCRIBED BURN PLAN	LOW	HIGH	MEDIUM	MEDIUM	LOW	0.60	3
LAND MANAGEMENT	LM.3.3: MANAGE WILDLIFE AND NUISANCE ANIMAL MANAGEMENT/ DEER MANAGEMENT WITH LOCAL ORDINANCES	LOW	MEDIUM	HIGH	MEDIUM	MEDIUM	0.50	3
OPERATIONS	O.1.1: ENSURE EMPLOYEE SAFETY AND WELL-BEING	LOW	LOW	LOW	HIGH	LOW	0.40	3
OPERATIONS	O.3.1: WASTE AUDITS	MEDIUM	LOW	HIGH	HIGH	HIGH	0.50	3
OPERATIONS	O.3.2: INCREASE RECYCLING PROGRAMS	LOW	MEDIUM	HIGH	HIGH	MEDIUM	0.60	3
OPERATIONS	O.3.3: COMMUNITY COMPOSTING PROGRAM	LOW	LOW	MEDIUM	MEDIUM	MEDIUM	0.30	3
OPERATIONS	O.3.4: PARKS COMPOSTING PROGRAM	LOW	LOW	MEDIUM	HIGH	MEDIUM	0.40	

APPENDIX III:

TACTICAL PLAN SUMMARY

APPENDIX III: **TACTICAL PLAN SUMMARY**

STRATEGIES	ACTION STEPS	EXISTING ACTION	TACTICAL LEAD	TEAM MEMBERS	TIMEFRAME	PROGRESS
AMRC.4.1: Electric vehicle charging stations	AMRC.4.1.1: Identify opportunities to install electric vehicle charging stations at Park District facilities as well as public park locations	No	Director of Planning	Facility Managers	Medium-term	In Progress
	AMRC.4.1.2: Install first 4 EV charging stations as demonstration installation	No				
AMRC.3.1: Regularly maintain equipment	AMRC.3.1.1: Continue and/or expand current equipment maintenance programs and manage the disposal of associated vehicle fluids and engine parts	No	Superintendent of Parks & Grounds	Assistant Superintendent of Parks & Grounds, Assistant Superintendent of Grove, Superintendent of Golf, Farms Operations Manager	Ongoing	Operational
AMRC.1.2: Conduct Energy Audits for all Park District buildings	AMRC.1.2.1: Utilize prioritization of Park facilities established in EE.1 to set an annual schedule for building audit and target facilities over 5 and 10- year periods	No	Superintendent of Facility Maintenance	Facility Managers, Outside Environmental Consultant	Medium-term	Not Started
	AMRC.1.2.3: Incorporate building energy audits into regular maintenance processes and help identify opportunities for efficiency	No				
	AMRC.1.2.4: Set energy reduction goals over time informed by total energy use, planned capital projects, and the potential for efficiency	No				
AMRC.5.1: Sustainable design & construction standards	AMRC.5.1.1: Create a Sustainable Design & Construction Standards guide that address both the design and construction practices for new construction and renovation projects is a low-cost measure to ensure Park District facilities minimize impact on the environment, and promote the health and wellness of occupants	No	Division Director Parks & Facility Services	Director of Planning, Outside Environmental Consultant	Medium-term	Not Started
AMRC.4.2: Bird safe buildings	AMRC.4.2.1: Retrofit new and existing buildings with bird films for windows	No	PFS Office Administrator	Facility Managers	Medium-term	Not Started
	AMRC.4.2: Bird safe buildings	No				



APPENDIX IV:
EMISSION INVENTORY

APPENDIX IV:
EMISSION INVENTORY

1. SUMMARY

Glenview Park District's government operations emitted 8,492 metric tons of carbon dioxide equivalent (MT CO2e) in the 2024 inventory year. Buildings and facilities account for 89% of that total: purchased electricity alone produces 4,008 MT CO2e (47%), and natural gas combustion 3,494 MT CO2e (41%).

The remaining 11% comes from upstream natural gas leakage (494 MT CO2e), solid waste (179 MT CO2e), the vehicle fleet (232 MT CO2e), purchased water (65 MT CO2e), and propane (21 MT CO2e). By scope, 44% of emissions are direct (Scope 1), 47% come from purchased electricity (Scope 2), and 9% are indirect value-chain sources (Scope 3).

2. INTRODUCTION

This inventory sets a baseline for the greenhouse gas emissions Glenview Park District produces through its own operations. It gives the District a measured starting point for tracking progress and targeting reductions where they will matter most.

The inventory covers emissions from the energy, fuel, materials, and services the District uses to run its parks, recreation facilities, and administrative operations in Glenview, Illinois. Blue Strike Environmental prepared the inventory from utility billing, fleet fuel, and waste records the District provided. This is an inventory of current emissions only; it does not include projections or reduction targets.

3. METHODOLOGY

The inventory follows the Local Government Operations Protocol (LGOP), the standard framework for municipal and special-district operational inventories. It uses an operational control boundary, which means it counts emissions from facilities, vehicles, and activities the District operates directly.

APPENDIX IV: EMISSION INVENTORY

Reporting Units and Rounding of Values

Rounding is applied to the final GHG values presented in the tables and figures throughout this document. However, values are not rounded during intermediary calculation steps. As a result of this rounding, some totals in the tables or figures may not match the exact sum of their components.

Scopes

Emissions are grouped into three scopes:

- **SCOPE 1 (DIRECT):** fuel the District burns itself, including natural gas and propane in buildings and gasoline and diesel in fleet vehicles.
- **SCOPE 2 (PURCHASED ENERGY):** grid electricity the District buys for its buildings and facilities.
- **SCOPE 3 (INDIRECT, REPORTED FOR INFORMATION):** solid waste sent to landfill, the electricity used to supply the District's water, and methane that leaks upstream as natural gas is delivered.

Greenhouse gases and global warming potentials

The inventory counts carbon dioxide (CO2), methane (CH4), and nitrous oxide (N2O). Each gas is converted to CO2e using 100-year global warming potentials from the IPCC Fifth Assessment Report (AR5): CO2 = 1, CH4 = 28, N2O = 265.

Data sources and emission factors

SOURCE	ACTIVITY DATA	EMISSION FACTOR SOURCE
ELECTRICITY	CONSTELLATION AND COMED BILLING (kWh)	EPA EGRID TOTAL OUTPUT EMISSION RATE, 916.04 LBS CO2e/MWh
NATURAL GAS	SYMMETRY ENERGY AND NICOR GAS BILLING (THERMS)	EPA GHG EMISSION FACTORS HUB, 0.00531 MT CO2e/therm
PROPANE	FUEL RECORDS (GALLONS)	EPA GHG EMISSION FACTORS HUB, 0.00574 MT CO2e/GALLON
VEHICLE FLEET	FUEL RECORDS (GALLONS OF GASOLINE AND DIESEL)	EPA GHG EMISSION FACTORS HUB, ON-ROAD MOBILE COMBUSTION
SOLID WASTE	WASTE HAULER TONNAGE (SHORT TONS)	0.58 MT CO2e PER SHORT TON LANDFILLED
WATER	WATER BILLING (GALLONS)	10,740 kWh PER MILLION GALLONS (U.S. COMMUNITY PROTOCOL) × EGRID ELECTRICITY RATE
UPSTREAM GAS LEAKAGE	NATURAL GAS THERMS	IPCC 2019 REFINEMENT, 1.3% LEAKAGE RATE

All calculations were performed in Blue Strike Environmental's municipal inventory workbook. Activity data and emission factors for each source are listed in the Appendix.

4. INVENTORY RESULTS

Glenview Park District's operations emitted 8,492 MT CO2e. Two building energy sources, purchased electricity and natural gas, produce 88% of that total.

Emissions by source (chart)

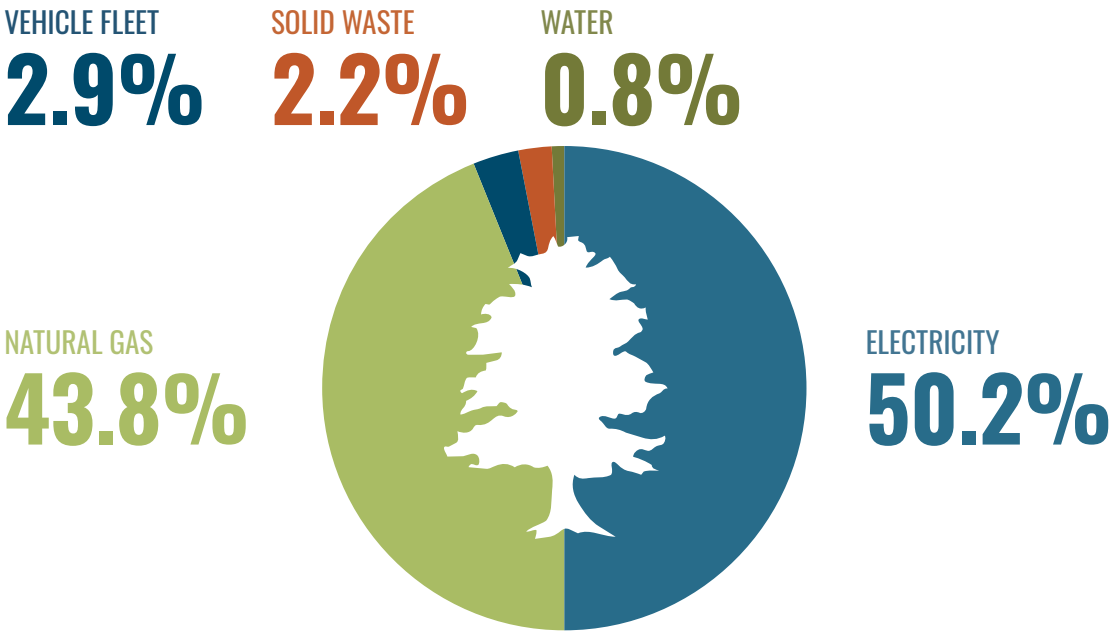

Emissions by scope (table)

SCOPE	WHAT IT COVERS	MT CO2e	SHARE
SCOPE 1	NATURAL GAS, PROPANE, FLEET GASOLINE AND DIESEL	3,746.4	44.1%
SCOPE 2	PURCHASED ELECTRICITY	4,007.6	47.2%
SCOPE 3	SOLID WASTE, WATER SUPPLY, UPSTREAM GAS LEAKAGE	738.1	8.7%
TOTAL		**8,492.1**	**100%**

5. SECTOR DETAIL

Buildings and facilities — 7,522 MT CO2e (88.6%)

Buildings and facilities are the District's dominant source of emissions. The District bought 9,644,962 kWh of grid electricity, producing 4,008 MT CO2e. Nearly all of that electricity (9,560,387 kWh) is billed through Constellation; the rest (84,575 kWh) is billed through ComEd.

Natural gas use totaled 657,787 therms, producing 3,494 MT CO2e. Gas demand peaks in winter, which points to space and water heating, likely including heated pools and recreation centers. Propane added another 3,598 gallons and 21 MT CO2e.

Upstream natural gas leakage — 494 MT CO2e (5.8%)

Some natural gas leaks from pipelines before it reaches District meters. This methane loss is estimated at 1.3% of delivered gas, or about 17.6 MT of CH4. Because methane is a potent greenhouse gas, this small volume equals 494 MT CO2e. The source is reported as Scope 3 because the District does not control the distribution system.

Vehicle fleet — 232 MT CO2e (2.7%)

The District's fleet burned 19,952 gallons of gasoline (176 MT CO2e) and 5,502 gallons of diesel (56 MT CO2e). Gasoline vehicles produce about three-quarters of fleet emissions.

Solid waste — 179 MT CO2e (2.1%)

The District sent 309 short tons of waste to landfill. As that waste decomposes, it releases about 6.4 MT of methane, or 179 MT CO2e.

Water — 65 MT CO2e (0.8%)

The District used 14.5 million gallons of water. Pumping, treating, and delivering that water takes an estimated 156,059 kWh of electricity, producing 65 MT CO2e at the water supplier's facilities.

Sources with no reported emissions

Streetlights and traffic signals, employee commuting, off-road equipment, stationary diesel and fuel oil, and on-site solar all show zero emissions in this inventory. For most of these sources, no data was available, rather than activity being confirmed as zero (see Data Gaps and Recommendations).

APPENDIX IV: EMISSION INVENTORY

Activity Data and Emission Factors

SOURCE	SCOPE	ACTIVITY	UNIT	EMISSION FACTOR	EMISSIONS (MT CO2e)
PURCHASED ELECTRICITY	PURCHASED ELECTRICITY	9,644,962	kWh	916.04 lbs CO2e/MWh	4,007.6
NATURAL GAS COMBUSTION	NATURAL GAS COMBUSTION	657,787	therms	0.0053115 MT CO2e/ therm	3,493.8
UPSTREAM NATURAL GAS LEAKAGE	UPSTREAM NATURAL GAS LEAKAGE	8,664	therms leaked (1.3%)	CH4 GWP 28	494.0
SOLID WASTE	SOLID WASTE	309	short tons	0.58 MT CO2e/short ton	179.2
FLEET GASOLINE	FLEET GASOLINE	19,952	gallons	8.78 kg CO2/gallon + CH4, N2O	175.7
WATER SUPPLY ELECTRICITY	WATER SUPPLY ELECTRICITY	14,530,656 (156,059 kWh)	gallons	10,740 kWh/MG; 916.04 lbs CO2e/MWh	64.8
FLEET DIESEL	FLEET DIESEL	5,502	gallons	10.21 kg CO2/gallon + CH4, N2O	56.2
PROPANE	PROPANE	3,598	gallons	0.0057408 MT CO2e/ gallon	20.7
TOTAL					**8,492.1**



APPENDIX V:

ENGAGEMENT ANNEX

APPENDIX V: ENGAGEMENT ANNEX

IPRA Scorecard and Focus Areas Association

CATEGORY	FOCUS AREA	ACTION	IPRA SCORECARD REFERENCE
Land Management	Preservation and Restoration	Preservation and expansion of native areas	PK.4, PK.7, PK.8, PK.9, PK.10, PO.1, PO.2, PO.3, PO.5, PR.1
		Tree replacement program and plantings	PK.9, PK.10
	Sustainable Practices	IPM / Chemical management	FM.23, FL.3, PK.7, PK.13
		Bio/natural applications	PK.5
Asset Management and Resource Conservation	Energy Efficient Buildings and Operations	Track energy usage	AF.8
		Energy audits for all buildings	FM. 10, FM.11, FM.12, FM.13, FM.14, FM.15, FM.16, FM.17
	Water Efficiency	Track water usage	AF.8, FM.8
	Fleet	Regularly maintain equipment	FL.1, FL.2
		Electric machinery / fleet / mowers	FL. 8
	Sustainable Technology	LEDs	FM.11
		Geothermal	FM.24
		Renewable Energy	FM.24
	Design Standards and Certifications	No coal tar	PK.6
Operations	Staff	Ensure employee safety and well-being	FL.5
		Staff sustainability trainings and onboarding	FM.25, FL.4, PK.14, PR.9
	Sustainable Operational Policy	Anti-idling	FL.6, PK.11
		Ozone action days	FL.9
		Staff sustainability trainings and onboarding	FM.25, FL.4, PK.14, PR.9
		Vendor Sustainability	AF.7
		Green cleaning	AF.4, FM.18, FM.19
		Reduce paper usage	FM.5, FM.6
	Waste and Materials Management	Waste audit	AF.8, FM.9, FM.22
		Improve recycling programs	FM.1, FM.2, FM.3, FM.4, FM.22, PR.7
		Create/Expand composting program	FM.4, PR.7
	Funding	Pursue sustainability-focused grants	AF.3, FL.7, PK.3, PO.4, PR.10
		Allocate funds for green initiatives and explore internal grants (“revolving funds”)	AF.1, AF.2, FL.7, PK.2
Community Engagement and Partnerships	Education	Educate Park District users and the public on relevant sustainability topics	PR.1, PR.2, PR.3, PR.4, PR.5, PR.11
		Coordinate with local environmental organizations	AF.9, PR.8

Introduction to IPRA's Environmental Report Card

Thank you for taking an interest in the Illinois Park and Recreation Association's (IPRA) Environmental Report Card. The Report Card was created by the Environmental Committee to help park agencies across Illinois assess their environmental impact and stewardship.

As park agencies, we often are the first responders of sustainability, managing green space and natural areas within our communities. Managing these resources and greening our operations is important to ensure we are good stewards of the environment. This Report Card can help!

Use the Report Card to work within your organization and assess the sustainability of your operations and policies—i.e., how 'green' are you? Find out what you are doing, what you are not doing, and most importantly what you can do in the future. There may be multiple departments within your organization that will need to give input. Ideally, one staff person should coordinate filling in the Report Card with other staff assisting. Separate the Report Card into its seven sections, and give each section to the appropriate staff that supervise the area(s) that relate to their section.

Get input from your organization's leadership team or board members, and explain the benefits of collecting this data using the Report Card. You can't manage what you can't measure, and this Report Card will help you assess your environmental impact. It will help you quantify environmental initiatives or green practices that may be important when applying for grant funding. And it can help identify areas for further assessment that impact your organization's budget such as energy efficiency improvements.

Completion of the Environmental Report Card is one of the requirements an agency needs to meet when applying for IPRA's Distinguished Park and Recreation Accreditation. The Environmental Committee's recommendation to agencies that have utilized the first Report Card (developed in 2006) is to continue using it when it comes time to reevaluate your management and operations. This way you are comparing apples to apples in assessing your improvement. If your agency wants to use Report Card II, utilize it as a secondary evaluative tool instead. Because it is more detailed and digs deeper into your sustainability practices, it is useful but does not compare well to the first Report Card. The second Report Card's purpose is similar to Report Card I in that it is meant for agencies to use who have not assessed themselves yet.

Once you have completed the Report Card, you have taken a great step to benchmark your agency for future progress. Know that you are not alone! The IPRA Environmental Committee meets monthly and is comprised of dedicated green-minded professionals from a variety of park agencies. Let us know how we can help or how you want to get involved.

The Environmental Committee can be reached through the IPRA website: http://www.ilipra.org

Good luck!

Report Card History

There are now three versions of the Report Card. The first Report Card was developed in 2006 in response to IPRA members asking whether there was a tool available so agencies could evaluate their management and operations in relation to environmental protection. Report Card I provides a general scoring and grading system out of a total of 100 possible points to help agencies better assess their strengths and weaknesses.

The second and third Report Cards, developed in 2011 and 2016, are updated versions as new tools and information developed in sustainability efforts. There are more possibilities to consider when answering the questions in each successive revision. As a result, versions II and III provide a more nuanced picture of an agency's sustainability efforts. Because the total possible points are more than 100, the scoring system changed to percentages rather than points. The grading system to assess your agency is still the same.

Environmental Report Card III

For Park & Recreation Agencies
Revised January 19, 2017

INSTRUCTIONS : *This is a self-evaluative tool. Please look over each category and determine who within the agency would best be able to answer the questions related to that category. Some questions are repeated in different sections. All questions require a simple "YES" or "NO" response. All "YES" responses receive 1 point, unless indicated at the end of the question. A " NO" response receives no points on that question.* ***A "N/A" response receives no points on that question and does not affect your total points because the question does not pertain to your agency or its practices (i.e. Special Recreation Associations filling out the evaluative report card). Tally up total points earned against total points possible for each section with out the "N/A" questions.***

	GENERAL	YES	NO	N/A	POINTS
1.	Does your agency have an environmental policy/plan or guidelines that help it become more environmentally responsible? **(2 points)**	✔			2
	a. Is this policy/plan or set of guidelines/initiatives approved by the board?	✔			1
	If you answer YES to item 1a, proceed to questions 2, 3 and 5. If you answer NO, proceed to questions 4 and 5.				
2.	Do full time and/or part time staff members receive an orientation and/or training in regard to your agency's environmental policy/plan?		✔		0
3.	Has your agency established a staff-led Environmental Committee or 'Green Team' to encourage implementation of environmental efforts by all staff?	✔			1
	a. Does your Environmental Committee or 'Green Team' review and update board-approved policies/initiatives?	✔			1
4.	Does your agency make (or has your agency made) use of IPRA's Model Environmental Policy and/or Environmental Toolkit?				0

TOTAL POINTS 5

	ADMINISTRATION AND FINANCE	YES	NO	N/A	POINTS
1.	Does your agency dedicate funds in its annual **operations** budget to support achievement of environmental goals? **(1 point for each checked below, with a maximum of 5 points)** Check all that apply	✔			
	Recycling			✔	
	Energy Audits			✔	
	Natural Areas Maintenance/Management			✔	
	Natural Areas Restoration/Re-creation			✔	
	Native Landscaping			✔	
	Storm Water Best Management Practices			✔	
	Environmentally Friendly Purchasing			✔	
	Alternative Fuel and/or Hybrid Vehicles			✔	
	Energy Conservation			✔	
	Other: Please List			✔	
	TOTAL NUMBER CHECKED Must Manually Select Number from Dropdown			5	

✔ Click this box to clear this page

1

	ADMINISTRATION AND FINANCE CONTINUED	YES	NO	N/A	POINTS
2.	In the last 5 years, has your agency dedicated **capital** funding towards environmental initiatives? **(1 point for each checked below, with a maximum of 5 points)** Check all that apply	✔			
	Natural Area Restoration/Re-creation			✔	
	Natural Area Public Access			✔	
	Nature Program Facilities			✔	
	Energy Conservation (ex: lighting, heating/cooling efficiency upgrades)			✔	
	Permeable Pavement			✔	
	Rain Gardens			✔	
	Bio-Swales			✔	
	Alternative Energy Systems			✔	
	Other: Please List				
	TOTAL NUMBER CHECKED Must Manually Select Number from Dropdown			5	
		YES	**NO**	**N/A**	**POINTS**
3.	In the past 5 years, has your agency applied for grants to fund environmental goals/initiatives (i.e. recycling, environmental education, natural areas restoration, natural areas acquisition, alternative fuel use, energy conservation, etc.)?	✔			1
		YES	**NO**	**N/A**	**POINTS**
4.	Does your agency use a set of guidelines (EPA's Environmentally Preferred Products {EPP} program, Green Seal.org or similar) to assist in purchasing decisions of environmentally preferred products and services?	✔			1
		YES	**NO**	**N/A**	**POINTS**
5.	Does your agency make conscious efforts within all departments or have written criteria to purchase products that include the following. **(1 point for each checked below, with a maximum of 5 points)** check all that apply	✔			
	Minimal Packaging			✔	
	Recycled and Recyclable Content			✔	
	Renewable Resource Content				
	Minimum 30% Post Consumer Materials				
	Energy Star Rated Appliances			✔	
	Low VOC Furnishings, Paints, etc			✔	
	Low Toxicity Cleaning products			✔	
	Locally Produced Materials/Products				
	Other: Please List				
	TOTAL NUMBER CHECKED Must Manually Select Number from Dropdown			5	

✔ Check this box to clear this page

2

ADMINISTRATION AND FINANCE CONTINUED		YES	NO	N/A	POINTS
6.	Does your agency seek to identify and purchase from vendors of environmentally friendly products through the US Communities or similar program? **(2 points)**	✔			2
		YES	NO	N/A	POINTS
7.	When seeking proposals for professional services, does your agency request environmental references/qualifications as part of the RFP process (i.e. is the firm to be selected 'green,' or if an A/E or LA firm do they have LEED AP's on staff)?		✔		0
	a. Does your agency ask bidders to provide a Statement of Sustainability to ensure bidders are also incorporating sustainability into their firm's practices, policies and procedures related to waste minimization, energy efficiency, water efficiency, staff and education.		✔		0
		YES	NO	N/A	POINTS
8.	Are procedures in place to measure the impacts of environmental goals/initiatives? (e.g. cost savings, energy savings, waste reduction)	✔			1
		YES	NO	N/A	POINTS
9.	Does your agency collaborate with other agencies/organizations on environmental efforts?	✔			1
		YES	NO	N/A	POINTS
10.	Does your agency promote public awareness of its sustainability efforts?	✔			1

✔ Check this box to clear this page

TOTAL POINTS 22

	FACILITY MANAGEMENT & MAINTENANCE	YES	NO	N/A	POINTS
1.	Does your agency provide opportunities for **staff** to recycle waste products in office areas, lunchrooms, work areas, etc.?	✔			1
	a. Are **staff** encouraged to recycle via policies, training, memoranda and notices?	✔			1
		YES	NO	N/A	POINTS
2.	Does your agency provide opportunities for **patrons** to recycle waste products in public areas including lobbies, classrooms, facilities, etc.?	✔			1
	a. Are patrons encouraged to recycle via education, policies, promotion and signage?	✔			1
		YES	NO	N/A	POINTS
3.	Are recycling containers paired with waste containers, visibly well marked and easy to locate?	✔			1
		YES	NO	N/A	POINTS
4.	Are outside concessionaires required to minimize the use of disposable products? **(2 points)** (e.g. use of bio-compostable utensils, serving items, containers or packaging, reusable utensils or beverage containers)		✔		0
	a. Are outside concessionaires required to offer recycling for patrons?	✔			1
		YES	NO	N/A	POINTS
5.	Does your agency encourage the use of electronic communication to conserve paper?	✔			1
		YES	NO	N/A	POINTS
6.	Is staff encouraged to use duplexing or double-sided copying of documents?	✔	☐		1
		YES	NO	N/A	POINTS
7.	When contracting printing vendors or purchasing from vendors, does your agency specify:	☐	☐	☐	1
	a. Paper for printing needs that is free of chlorine-bleaching in its manufacturing?				
	b. Paper that contains 30% or more post consumer recycled content?	☐			
	c. Other: Please List Soy Based Ink	✔			
		YES	NO	N/A	POINTS
8.	Do restrooms and locker rooms have water saving devices (low flow showers and toilets, and motion activated faucets)? Check only one.				5
	a. Are at least 50% of fixtures low flow or motion activated?				
	b. Are at least 75% of fixtures low flow or motion activated?				
	c. Are 100% of fixtures low flow or motion activated	✔			
		YES	NO	N/A	POINTS
9.	Do restrooms and locker rooms have hand dryers in lieu of paper towels?	✔			1
	a. Do 100% of your restrooms/locker rooms have hand dryers?	☐			0
		YES	NO	N/A	POINTS
10.	Does your agency conduct energy audits?	✔			1
	a. Following audits, does your agency make changes?	✔			1
	b. After making changes, does your agency record differences in impact?	✔			1

☐ Check this box to clear this page

4

FACILITY MANAGEMENT & MAINTENANCE CONTINUED		YES	NO	N/A	POINTS
11.	Is energy-efficient lighting used (compact fluorescents, T-8 fluorescents or LEDs)?	✔			1
	a. Are 100% of new or replacement lighting needs energy-efficient?	✔			1
		YES	NO	N/A	POINTS
12.	Are lights, fans or other electric devices where appropriate, on motion activated occupancy sensors or timers?	✔			1
		YES	NO	N/A	POINTS
13.	Are staff instructed to turn off all electronics and unplug charging devices at the end of the day?	✔			1
		YES	NO	N/A	POINTS
14.	Is energy efficiency included as a specification when purchasing/replacing major appliances (i.e. EPA Energy Star rating)?	✔			1
		YES	NO	N/A	POINTS
15.	Are hot water heaters and hot water pipes insulated?	✔			1
		YES	NO	N/A	POINTS
16.	Are on-demand/tankless hot water heaters utilized where appropriate?	✔			1
		YES	NO	N/A	POINTS
17.	Do facility HVAC systems included energy-saving features such as min./max. settings to reduce use during down time, interior recycling, regular cleaning and efficiency inspections, etc.?	✔			1
	a. Are particulate filters (with MERV8 rating or better) used in HVAC systems?	✔			1
		YES	NO	N/A	POINTS
18.	Does your agency promote the use of environmentally-friendly, low toxicity and/or fragrance free cleaning products that meet Green Seal, LEED or other standards? **(2 points)**	✔			2
		YES	NO	N/A	POINTS
19.	Does your agency seek to minimize the use of petroleum-based cleaners, solvents and inks?	✔			1
		YES	NO	N/A	POINTS
20.	To improve and protect indoor air quality does your agency seek to purchase low VOCs (volatile organic compounds) products?	✔			1
	a. Does your agency seek to purchase carpets that meet Carpet and Rug Institute Green Label or other standards?	✔			1
		YES	NO	N/A	POINTS
21.	Does your agency consider the use of sustainable, reclaimed and/or local materials when remodeling/renovating facilities?	✔			1
	a. Are building materials removed during remodeling/renovation reclaimed or recycled?	✔			1

☐ Check this box to clear this page

5

	FACILITY MANAGEMENT & MAINTENANCE CONTINUED	YES	NO	N/A	POINTS
22.	Does your agency properly dispose of/recycle any of the following per Material Safety Data Sheets (MSDS) or manufacturer's labels? **(1 point for each checked below, with a maximum of 5 points)** check all that apply	✔			
	Energy Efficient Lighting			✔	
	Batteries			✔	
	Electronics			✔	
	Ink and Toner Cartridges			✔	
	Paints			✔	
	Cleaning Products			✔	
	Other: Please List				
	TOTAL NUMBER CHECKED Must Manually Select Number from Dropdown			0	
		YES	**NO**	**N/A**	**POINTS**
23.	Does your agency have an integrated pest management program in place to reduce the use of toxic pesticides within facilities? **(2 points)**	✔			2
		YES	**NO**	**N/A**	**POINTS**
24.	Does your agency make use of alternative energy systems to provide energy and/or conserve energy, such as passive or active solar systems, wind energy, or geo-thermal energy at any of your facilities? **(1 point for each checked below, with a maximum of 5 points)** check all that apply	✔			
	Passive Solar			✔	
	Active Solar			✔	
	Wind Energy				
	Geo-Thermal			✔	
	Green Roof			✔	
	TOTAL NUMBER CHECKED			4	
		YES	**NO**	**N/A**	**POINTS**
25.	Does your agency actively train and/or support staff training in sustainable management practices (green cleaning, energy efficiency, etc)	✔			1
		YES	**NO**	**N/A**	**POINTS**
26.	Does your agency purchase energy through a green energy provider?	✔			1

✔ Check this box to clear this page TOTAL POINTS 42

6

	FLEET MANAGEMENT AND MAINTENANCE	YES	NO	N/A	POINTS
1.	Does your agency perform regular engine tune-ups and scheduled preventative maintenance of motorized vehicles and equipment?	✔			1
		YES	NO	N/A	POINTS
2.	If you perform regular maintenance, does your agency recycle and/or properly dispose of all vehicle fluids and engine parts?	✔			1
		YES	NO	N/A	POINTS
3.	Does your agency properly use, store and dispose of hazardous materials according to Material Safety Data Sheets (MSDS) and/or manufacturers labels, as required by law?	✔			1
		YES	NO	N/A	POINTS
4.	Does your agency have a safety policy and training procedures in place regarding the handling of hazardous waste?	✔			1
		YES	NO	N/A	POINTS
5.	Does your agency provide the appropriate work environment with appropriate ventilation and safety gear for employees when handling hazardous materials, as required by law?	✔			1
		YES	NO	N/A	POINTS
6.	Does your agency have a program to conserve fuel and energy with respect to fleet operations (e.g. mileage/fuel efficiency tracking, no idling policy for staff)?	✔			1
		YES	NO	N/A	POINTS
7.	Does your agency actively fund or apply for grants that promote and provide the means for the use of clean energy (i.e. bio-diesel, liquid propane/LPG, compressed Natural gas/CN, use of electric utility or golf carts, etc.)? **(2 points)**	✔			2
		YES	NO	N/A	POINTS
8.	As part of your Equipment Asset Program, what percentage of your total fleet has been replaced with alternative fuel and/or hybrid vehicles? *Check only one.*				1
	0% - 0 points				
	1-10% - 1 point		✔		
	11-20% - 2 points				
	21-30% - 3 points				
	30-50% - 4 points				
	>50% - 5 points				
		YES	NO	N/A	POINTS
9.	Does your agency limit the use and refueling of, or not use at all, gas powered equipment and vehicles during ozone action days or when the Air Quality Index exceeds 100 (orange coded days) or higher?		✔		0

✔ Check this box to clear this page

TOTAL POINTS 9

7

	PARKS & NATURAL RESOURCES MANAGEMENT	YES	NO	N/A	POINTS
1.	Does your agency have natural resource management plans in place for District natural areas?	✔			1
		YES	NO	N/A	POINTS
2.	Does your agency dedicate funds in its annual operations budget for natural resource best management practices? **(1 point for each checked below, with a maximum of 5 points)** Check all that apply	✔			
	Restoration of Natural Areas		✔		
	Re-creation of Natural Areas		✔		
	Control Exotic Species		✔		
	Increase Biodiversity/Wildlife Habitat		✔		
	Storm water Best Management Practices (bio-swales, rain gardens, permeable paving)		✔		
	Improve Water Quality		✔		
	Bank Stabilization		✔		
	Sediment & Erosion Control		✔		
	Integrated Pest Management Program (to reduce pesticide use w/in parks)		✔		
	Alternative/Biological Pest Control Practices in lieu of traditional chemical solutions		✔		
	Other: Please List				
	TOTAL NUMBER CHECKED Must Manually Select Number from Dropdown		5		
		YES	NO	N/A	POINTS
3.	Does your agency actively apply for grants to fund natural resource best management practices? **(1 point for each checked below, with a maximum of 5 points)** Check all that apply	✔			
	Restoration of Natural Areas		✔		
	Re-creation of Natural Areas		✔		
	Control Exotic Species		✔		
	Increase Biodiversity/Wildlife Habitat		✔		
	Storm water Best Management Practices (bio-swales, rain gardens, permeable paving)		✔		
	Improve Water Quality		✔		
	Bank Stabilization				
	Sediment & Erosion Control				
	Integrated Pest Management Program (to reduce the use of pesticides w/in parks)		✔		
	Alternative/Biological Pest Control Practices in lieu of traditional chemical solutions				
	Other: Please List				
	TOTAL NUMBER CHECKED Must Manually Select Number from Dropdown		5		
		YES	NO	N/A	POINTS
4.	Does your agency take precautions or protective measures during and after construction/development to protect soils in existing landscapes?	✔			1
		YES	NO	N/A	POINTS
5.	Does your agency use low environmental impact snow melt products (i.e. beet juice, calcium magnesium acetate)?	✔			1
	a. If you answered NO, does your agency modify application rates to limit/reduce the impact on surrounding areas?				

☐ Check this box to clear this page

8

	PARKS & NATURAL RESOURCES MANAGEMENT CONTINUED	YES	NO	N/A	POINTS
6.	Has your agency phased out the use of coal tar based asphault sealants and started the use of less toxic eco-friendly alternatives?	✔			1
		YES	NO	N/A	POINTS
7.	Does your agency try to reduce the use of fertilizers and pesticides in parks by: **(1 point for each checked below, with a maximum of 4 points)** Check all that apply	✔			
	Utilization of drought and disease resistant native plant species			✔	
	Elimination of mowing in some areas			✔	
	Reduction of the number of applications or using a single-application product			✔	
	Use of Integrated Pest Management (IPM)			✔	
	TOTAL NUMBER CHECKED			4	
		YES	NO	N/A	POINTS
8.	Does your agency provide a no-mow buffer of native vegetation around water bodies to: **(1 point for each checked below, with a maximum of 3 points)** Check all that apply	✔			
	Reduce Erosion			✔	
	Reduce Non-Point Source Pollution			✔	
	Deter Canada Geese			✔	
	TOTAL NUMBER CHECKED			3	
		YES	NO	N/A	POINTS
9.	Is landscaping around facilities designed with energy conservation in mind? **(1 point for each checked below, with a maximum of 4 points)** Check all that apply	✔			
	Windbreaks/buffers			✔	
	Shade Trees Along Southern Exposures of Buildings			✔	
	Shade Trees Around Paved Areas			✔	
	Drought Tolerant Native Plants			✔	
	TOTAL NUMBER CHECKED			4	
		YES	NO	N/A	POINTS
10.	Does your agency incorporate native plantings into the landscape at: **(1 point for each checked below, with a maximum of 5 points)** Check all that apply	✔			
	Administrative Offices			✔	
	Recreational Building Facilities			✔	
	Aquatic Facilities			✔	
	Maintenance Facilities			✔	
	Active Use Park Landscapes (i.e. sign beds, entry areas, parking lot islands, beds around playgrounds and shelters)			✔	
	Golf Courses			✔	
	TOTAL NUMBER CHECKED Must Manually Select Number from Dropdown			5	
		YES	NO	N/A	POINTS
11.	Does your agency post no idling signage in designated areas for frequently used drop off & pick up areas for program participants?	✔			1
		YES	NO	N/A	POINTS
12.	Is your agency responsive to private landowner activities that impact your agency's natural resource best management practices? **(1 point for each checked below, with a maximum of 3 points)** Check all that apply.	✔			
	Encroachment			✔	
	Illegal Dumping			✔	
	Other: Please List				
	TOTAL NUMBER CHECKED			2	

✔ Check this box to clear this page

	PARKS & NATURAL RESOURCES MANAGEMENT CONTINUED	YES	NO	N/A	POINTS
13.	Does your agency properly dispose of any of the following per Material Safety Data Sheets (MSDS), manufacturer's labels or other authority's regulations? **(1 point for each checked, with a maximum of 5 points)** Check all that apply.	✔			
	Fertilizers			✔	
	Pesticides			✔	
	Excavated material			✔	
	Construction material			✔	
	Other hazardous materials: Please List			✔	
	TOTAL NUMBER CHECKED			5	
		YES	**NO**	**N/A**	**POINTS**
14.	Does your agency distribute/have available resources to explain natural resource best management practices?	✔			1

☐ Check this box to clear this page

TOTAL POINTS 39

10

	PLANNING & OPEN SPACE PRESERVATION	YES	NO	N/A	POINTS
1.	Does your agency seek to acquire any of the following types of natural resource areas? **(1 point for each checked below, with a maximum of 5 points)** check all that apply	✔			
	Remnant Prairies		✔		
	Wetlands		✔		
	Rivers, Streams, Tributaries				
	Ponds/Lakes		✔		
	Floodplains				
	Greenways/Corridors				
	Woodlands		✔		
	Other: Please List				
	TOTAL NUMBER CHECKED Must Manually Select Number from Dropdown	4			
		YES	**NO**	**N/A**	**POINTS**
2.	For the above natural resource areas checked, are they identified to be acquired for any of the following reasons? **(1 point for each checked below, with a maximum of 5 points)** check all that apply	✔			
	Protect/Provide Habitats		✔		
	Increase Biodiversity		✔		
	Improve Water Quality		✔		
	Control Exotic Species		✔		
	Erosion Control		✔		
	Other: Please List				
	TOTAL NUMBER CHECKED Must Manually Select Number from Dropdown	5			
		YES	**NO**	**N/A**	**POINTS**
3.	Does your agency include natural resource best management practices when developing plans for park property?**(1 point for each checked below, w/ a maximum of 5 points)** Check all that apply	✔			
	Restoration of Natural Areas		✔		
	Re-creation of Natural Areas		✔		
	Control Invasive Species		✔		
	Increase Biodiversity/Wildlife Habitat		✔		
	Native Landscaping		✔		
	Storm water Best Management Practices (bio-swales, rain gardens, permeable paving)		✔		
	Improve Water Quality		✔		
	Proscribed Burning		✔		
	Bank Stabilization		✔		
	Sediment & Erosion Control		✔		
	Other: Please List				
	TOTAL NUMBER CHECKED Must Manually Select Number from Dropdown	5			

☐ Check this box to clear this page

11

	PLANNING & OPEN SPACE PRESERVATION CONTINUED	YES	NO	N/A	POINTS
4.	Does your agency actively apply for grants to fund natural resource best management practices and projects? **(1 point for each checked below, with a maximum of 5 points)** Check all that apply	✔			
	Restoration of Natural Areas		✔		
	Re-creation of Natural Areas		✔		
	Control Invasive Species		✔		
	Increase Biodiversity/Wildlife Habitat		✔		
	Native Landscaping		✔		
	Storm water Best Management Practices (bio-swales, rain gardens, permeable paving)		✔		
	Improve Water Quality		✔		
	Proscribed Burning		✔		
	Bank Stabilization				
	Sediment & Erosion Control				
	Other: Please List				
	TOTAL NUMBER CHECKED Must Manually Select Number from Dropdown		5		
		YES	**NO**	**N/A**	**POINTS**
5.	Does your agency provide access for the public to recreate in natural/preserved areas by means of **(1 point for each checked below, with a maximum of 5 points)** Check all that apply	✔			
	Boardwalks		✔		
	Trails		✔		
	Fishing Piers		✔		
	Viewing Platforms		✔		
	Canoe/kayak launches		✔		
	Other: Please List				
	TOTAL NUMBER CHECKED Must Manually Select Number from Dropdown		5		
		YES	**NO**	**N/A**	**POINTS**
6.	Does your agency increase public awareness of natural/preserved areas with: **(1 point for each checked below, with a maximum of 5 points)** Check all that apply	✔			
	Interpretive Signs		✔		
	Educational Brochures/Pamphlets		✔		
	Educational Posters		✔		
	Agency Program Brochure		✔		
	Website		✔		
	Events/Programs		✔		
	Public Meetings		✔		
	Other: Please List				
	TOTAL NUMBER CHECKED Must Manually Select Number from Dropdown		5		

☐ Check this box to clear this page

12

	PLANNING & OPEN SPACE PRESERVATION CONTINUED	YES	NO	N/A	POINTS
7.	Does your agency create/maintain relationships with any of the following to ensure community-supported protection of open spaces: **(1 point for each checked below, with a maximum of 4 points)** Check all that apply	✔			
	Other Government Agencies		✔		
	Not-for-Profit Organizations		✔		
	Private Landowners		✔		
	Other: Please List Scouts		✔		
	TOTAL NUMBER CHECKED		4		
		YES	**NO**	**N/A**	**POINTS**
8.	Does your agency partner with organizations and/or local developers in order to provide information on living around natural resource areas or manmade detention/retention sites?	✔			1
		YES	**NO**	**N/A**	**POINTS**
9.	Does your agency's planning and maintenance departments work together to incorporate natural resource best management practices into traditional park and building facility site plans?	✔			1

☐ Check this box to clear this page

TOTAL POINTS 35

13

	PROGRAMMING	YES	NO	N/A	POINTS
1.	Does your agency own and operate a nature center?	✔			1
	a. If you answered NO, does your agency provide on-going nature education or nature interpretive programming?				
		YES	NO	N/A	POINTS
2.	Does your agency partner to provide nature programming (e.g. Audubon Society, local garden clubs, Master Gardeners, conservation organizations, soil and water conservation districts, extension services, etc.)	✔			1
		YES	NO	N/A	POINTS
3.	Does your agency provide programs regarding sustainable living (e.g. native or organic gardening, low environmental impact, composting, bee keeping)	✔			1
		YES	NO	N/A	POINTS
4.	Does your agency proactively educate residents regarding wildlife issues and ways to avoid conflicts?	✔			1
		YES	NO	N/A	POINTS
5.	Does your agency inform the community of sustainable landscape options that would help resolve issues? (i.e. algal blooms in ponds and excessive goose droppings on lawns)		✔		0
		YES	NO	N/A	POINTS
6.	Do staff members consider any of the following "green" criteria when preparing for programs and purchasing program supplies? **(1 point for each checked below, with a maximum of 5 points)** Check all that apply.	✔			
	Minimal Packaging			✔	
	Recycled and Recyclable Content			✔	
	Renewable Resource Content			✔	
	Minimum 30% Post Consumer Materials				
	Low VOC Furnishings, Paints, etc.			✔	
	Low Toxicity Cleaning Products			✔	
	Locally Produced Materials/Products				
	Other: Please List				
	TOTAL NUMBER CHECKED			5	
		YES	NO	N/A	POINTS
7.	Does your agency clearly communicate its waste reduction and recycling expectations for: **(1 point for each checked below, with a maximum of 5 points)** Check all that apply	✔			
	Facility Rentals			✔	
	Special Events			✔	
	Program Participants			✔	
	Contracted Vendors / Program Instructors				
	Other: Please List				
	TOTAL NUMBER CHECKED			3	

✔

14

	PROGRAMMING CONTINUED	YES	NO	N/A	POINTS
8.	Does your agency have and/or support a volunteer program to aid in the following? **(1 point for each checked below, with a maximum of 3 points)** Check all that apply.	✔			
	Land Stewardship			✔	
	Environmental Education			✔	
	Other: Please List Wagner Farm 4-H			✔	
	TOTAL NUMBER CHECKED			3	
		YES	**NO**	**N/A**	**POINTS**
9.	Are program staff provided training and encouragement from supervisors in energy and resource conservation (e.g. thermostat settings, lights, recycling, etc.)?	✔			1
		YES	**NO**	**N/A**	**POINTS**
10.	Does your agency actively fund and/or apply for grants to support: **(1 point for each checked below, with a maximum of 4 points)** Check all that apply	✔			
	Environmental Programs			✔	
	Interpretive Initiatives (i.e. signage, brochures, displays, etc.)			✔	
	Nature Play Areas			✔	
	Other: Please List Earth Day, Ev fairs			✔	
	TOTAL NUMBER CHECKED			4	
		YES	**NO**	**N/A**	**POINTS**
11.	Does your agency clearly communicate its energy conservation expectations for: **(1 point for each checked below, with a maximum of 5 points)** Check all that apply	✔			
	Facility Rentals				
	Special Events			✔	
	Program Participants / Facility Users			✔	
	Contracted Vendors / Program Instructors				
	Other: Please List				
	TOTAL NUMBER CHECKED			2	

☐ Check this box to clear this page

☐ Check this box to clear entire form

TOTAL POINTS		22
GRAND TOTAL OF ALL THE SECTIONS COMBINED	174	174
TOTAL POSSIBLE POINTS		
PERCENTAGE		86%

GRAND TOTAL POINT REVIEW

There are 202 total possible points. The percentage calculated should exclude all sections you marked not applicable. Divide your points earned by the total point eligible to find your percentage score.
90% - 100% Your agency is an environmental leader in the field and has reason to be proud.
70% - 90% Your agency is doing a very good job, and should keep up the good work. Look at those questions for which you answered NO, and develop strategies to address them.
50% - 70% Your agency is doing a good job, and certainly more than most public agencies. Look at those questions for which you answered NO, and develop a strategy to address those.
30% - 50% Your agency is doing OK, and should be proud of what it has accomplished, but still has much to work on.
30% or less Your agency has no where to go but up in terms of improving its environmental practices.

FINAL QUESTION – Does your agency have a representative on IPRA's Environmental Committee? ✔ YES or NO

Signature _____ Date _____

Board review and approval for Distinguished Park and Recreation Accreditation _____ Date _____

15



APPENDIX VI:

REGIONAL GOALS

APPENDIX VI: **REGIONAL GOALS**

SECTOR	VILLAGE OF GLENVIEW	WILMETTE PARK DISTRICT	PARK DISTRICT OF HIGHLAND PARK	NORTHBROOK PARK DISTRICT	ARLINGTON HEIGHTS PARK DISTRICT
LAND MANAGEMENT					
Preservation & Conservation	Plan for Nature goal: to enhance, improve, and protect the natural areas and open spaces of Glenview, including prairie, wetlands, rivers and streams, shorelines, and detention basins. The plan was updated in 2022, identifying more than 20 additional sites with potential for improved habitat. The Environmental Review Committee also has jurisdiction to designate Environmentally Significant Areas and guide development to preserve open space and locally endangered flora and fauna.	Wilmette Park District aims to increase and enhance natural areas while preserving beneficial existing trees and shrubs. At Elmwood Dunes Preserve, a lakefront sanctuary once overtaken by invasive shrubs, the District partnered with Pizzo & Associates on native plug plantings and ongoing stewardship across bluff-top, wetland swale, and dune grass zones. The Wilmette Golf Club also maintains low/no-mow natural areas, a bioswale, and water habitat as part of its course design.	The Preserve of Highland Park converted a 100-plus acre former golf course, acquired from the City in 2018, into a natural area with green lawns, restored woodlands, specialized native gardens, and walking and biking trails. The site retained wetland and riverfront habitat and repurposed old sand traps into a Turtle Meadow nesting habitat, partially funded through the Illinois Department of Natural Resources OSLAD program.	Northbrook Park District was the first park district in Illinois to earn Audubon International Cooperative Sanctuary Program certification, awarded to Techny Prairie Park and Fields and Wood Oaks Green Park. Certification required a documented environmental management plan covering native plantings, water and energy conservation, waste reduction, habitat assessment, chemical use reduction, and community volunteer engagement.	Arlington Heights Park District's Environmental Policy is carried out by Envirogroup, a staff task force focused on the District's sustainability goals. Land management practices include prescribed burns, an Integrated Pest Management Plan combining cultural, mechanical, biological, and chemical methods, and Emerald Ash Borer response paired with natural growth initiatives. Recent restoration work includes shoreline restoration at Lake Terramere, teasel plant removal at Lake Arlington, and pollinator garden installations across District parks.

SECTOR	VILLAGE OF GLENVIEW	WILMETTE PARK DISTRICT	PARK DISTRICT OF HIGHLAND PARK	NORTHBROOK PARK DISTRICT	ARLINGTON HEIGHTS PARK DISTRICT
ASSET MANAGEMENT & RESOURCE CONSERVATION					
Renewable Energy	Community solar subscription program: residents can subscribe to an off-site solar array and receive net metering credits on their electricity bill without installing equipment on their own property, saving 20 percent on electricity costs for solar generation credits. Glenview was among the first communities to join Illinois' inaugural community solar facility alongside Deerfield, Glencoe, Lake Forest, and Lake Bluff.	Wilmette Park District installed a rooftop solar array at the Community Recreation Center through a Power Purchase Agreement with a third-party solar provider, with no upfront cost to the District. The 1,054-panel system is projected to produce about 717,840 kWh annually, covering roughly half the building's electrical usage, with surplus energy supplied back to the grid. The system went live in December 2025.	Park District of Highland Park has completed two solar photovoltaic installations in partnership with Realgy Energy Services: the Deer Creek Racquet Club in 2021 and the West Ridge Recreation Facility, a 99 kW-DC system expected to supply roughly one-third of that building's annual energy needs upon commissioning.	Techny Prairie Activity Center is a Net Zero Energy building, generating as much renewable energy on-site as it consumes through 833 rooftop solar panels. The $18 million facility was supported by a $1.78 million grant from the Illinois Clean Energy Community Foundation and a ComEd efficiency grant, and pairs the solar array with airtight construction, high-efficiency HVAC, and high-performance insulated windows.	No dedicated renewable energy generation program was identified for Arlington Heights Park District's own facilities. The District's closest efforts are energy efficiency upgrades, including converting interior lighting and several outdoor pool lights to LED and installing synthetic turf on ball fields to cut water and maintenance inputs. Note that the Village of Arlington Heights, a separate governmental body, installed a solar array at its Public Works facility in 2024, but this is a Village rather than a Park District initiative.
OPERATIONS COMPOST					
Compost	RC 1.2: Divert community waste from landfill through expanded composting, recycling, and public education programs, with annual progress reporting.	Implementing a Park District staff composting program.	Join Go Green Highland Park, SWALCO, the Park District of Highland Park, and the City of Highland Park in celebrating International Compost Awareness Week (ICAW). Bring a bucket over to the parking lot at Hidden Creek AquaPark between 9am-1pm to pick up (up to 20 gallons) locally-made compost for your gardens, flowerbeds, planters, and lawns.	Composting Collection Also referred to as "organics" collection, the LRS franchise agreement offers three different options residents can use for the collection of compostable materials (food scraps and yard waste). This organic material collected by LRS will be made into compost, a nutrient-rich soil amendment, and advance the goals in the Village of Northbrook Climate Action Plan.	Arlington Heights Park District recycles wood chips generated from park maintenance operations back into its landscaping. The District also hosts an annual Composting Day event at the Frontier Park Service Center, where a local Girl Scout demonstrates vermicomposting with red wiggler worms as a backyard-friendly method for food and yard scrap disposal.

SECTOR	VILLAGE OF GLENVIEW	WILMETTE PARK DISTRICT	PARK DISTRICT OF HIGHLAND PARK	NORTHBROOK PARK DISTRICT	ARLINGTON HEIGHTS PARK DISTRICT
COMMUNITY ENGAGEMENT & PARTNERSHIPS					
Recycling/ Waste Reduction Events	Annual Electronics Recycling and Document Destruction Event, held with the Solid Waste Agency of Northern Cook County (SWANCC), open to residents of SWANCC member communities. The Village's Go Green Glenview program also runs First Friday sharps and medication disposal, household battery and fluorescent bulb drop-off, and a free Recycle Coach tool for residents to look up proper disposal of thousands of items.	Wilmette Park District partners with the Village of Wilmette, MWRD, and SWANCC on an annual one-day recycling event covering document destruction, Styrofoam recycling, and prescription drug take-back. The District also co-runs a food scrap compost drop-off program with the Village, launched as a pilot in 2025 and continued in 2026 at multiple 24/7 drop-off locations.	Park District of Highland Park hosts an annual Compost Give Back event with Go Green Highland Park, SWALCO, and the City of Highland Park during International Compost Awareness Week, giving away locally-made compost and offering confidential document shredding; the 2026 event drew over 200 cars, 20 cubic yards of compost given away, and more than 3 tons of paper shredded. The District also runs an annual Pumpkin Smash composting event and chips collected holiday trees into wood chips for resident pickup.	Northbrook Park District co-hosts the annual Earth Day Recycling Event with the Village of Northbrook, where residents can drop off paint, molded Styrofoam, tires, fluorescent bulbs, computers, TVs, household batteries, clothing and textiles, and bicycles, along with on-site residential document shredding.	Arlington Heights Park District participates in electronics recycling for residents, alongside shoe and food drives benefiting local food pantries and the Share Your Soles organization. The District also collects items to benefit the Lawrence Hall Foundation, The Children's Home and Aid Society, and Journeys The Road Home, and takes part in SWANCC's regional electronics recycling events alongside member communities, including Glenview.